



PUBLIC SCHOOL REPORT

2020

ARIZONA DEPARTMENT OF REVENUE

PREPARED BY
THE OFFICE OF ECONOMIC RESEARCH AND ANALYSIS

CONTENTS

PUBLIC SCHOOL REPORT YEAR 2020

Fast Facts	03
Historical Contributions	04
Year Over Year Comparison	05
Totals for District and Charter Holders	06
District and Charter Holders: Data Ranges, Top Fifteen	07
Top Five Counties	08
Expenditures by Category	09
Top Twenty Schools within a District	10
Top Twenty Schools within a Charter Holder	11
Schools with no Reports	12
Report Information	13
Policy	14
Tables	15
Data Totals by District and Charter Holders	20

2020

FAST FACTS

-37.1%

Decrease in overall contributions. \$34.5 million in school contributions were received in 2020 and \$54.9 million were received in 2019.

-37.8%

Decrease in the amount spent over last year. \$35.1 million was spent in 2020 and \$56.4 million was spent in 2019. Charter holder schools spent more than received but district schools spent less than received.

\$231

Average contributions per donor. Average donors contributions were \$221 for district schools and \$286 for charter schools.

149,135

Total donors contributed in 2020, 124,450 donors at district schools, and 24,685 at charter schools.

Historical Contributions: Charter and District Totals

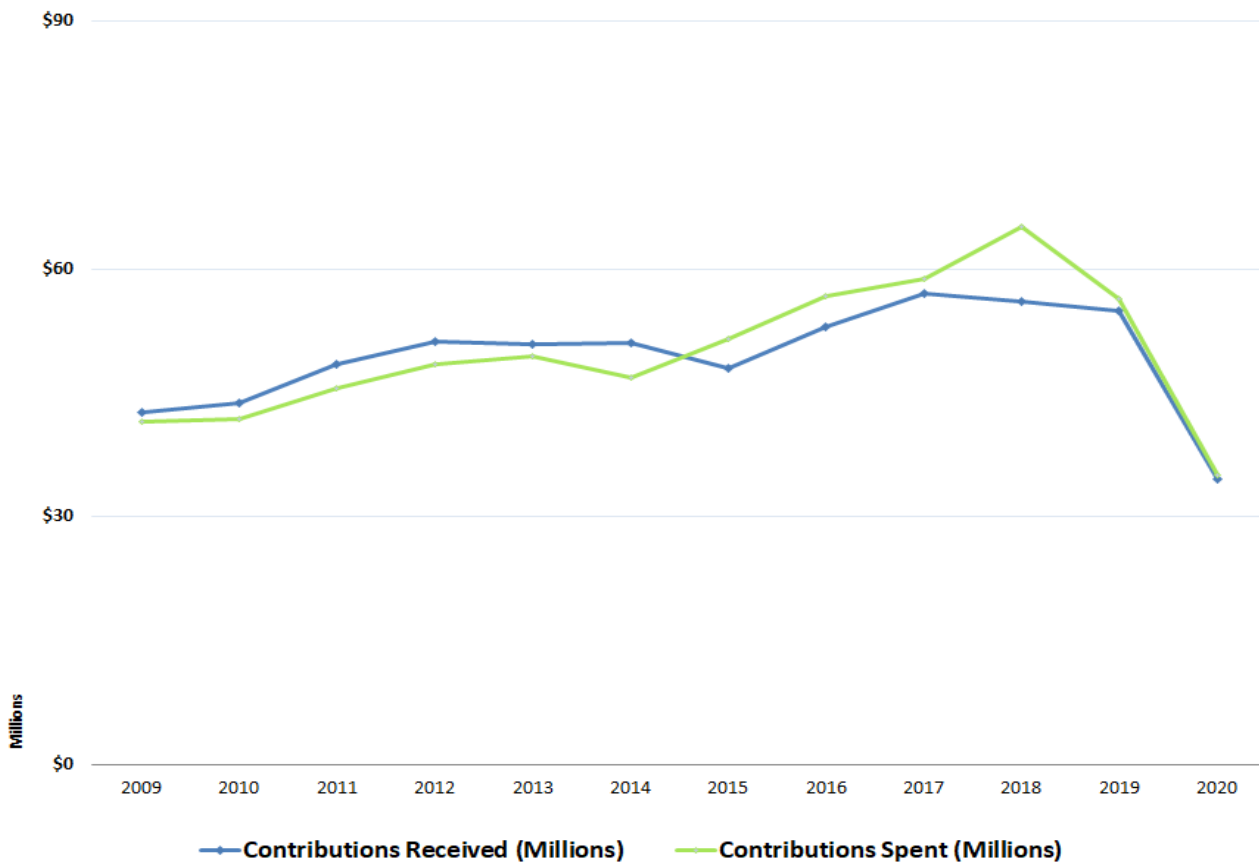
The average growth for historical contributions have increased at a rate of 5.0% since the year 2000. With spending on programs increasing over contributions received since 2015.

\$34.5 M

In Contributions

\$35.1 M

In Spending



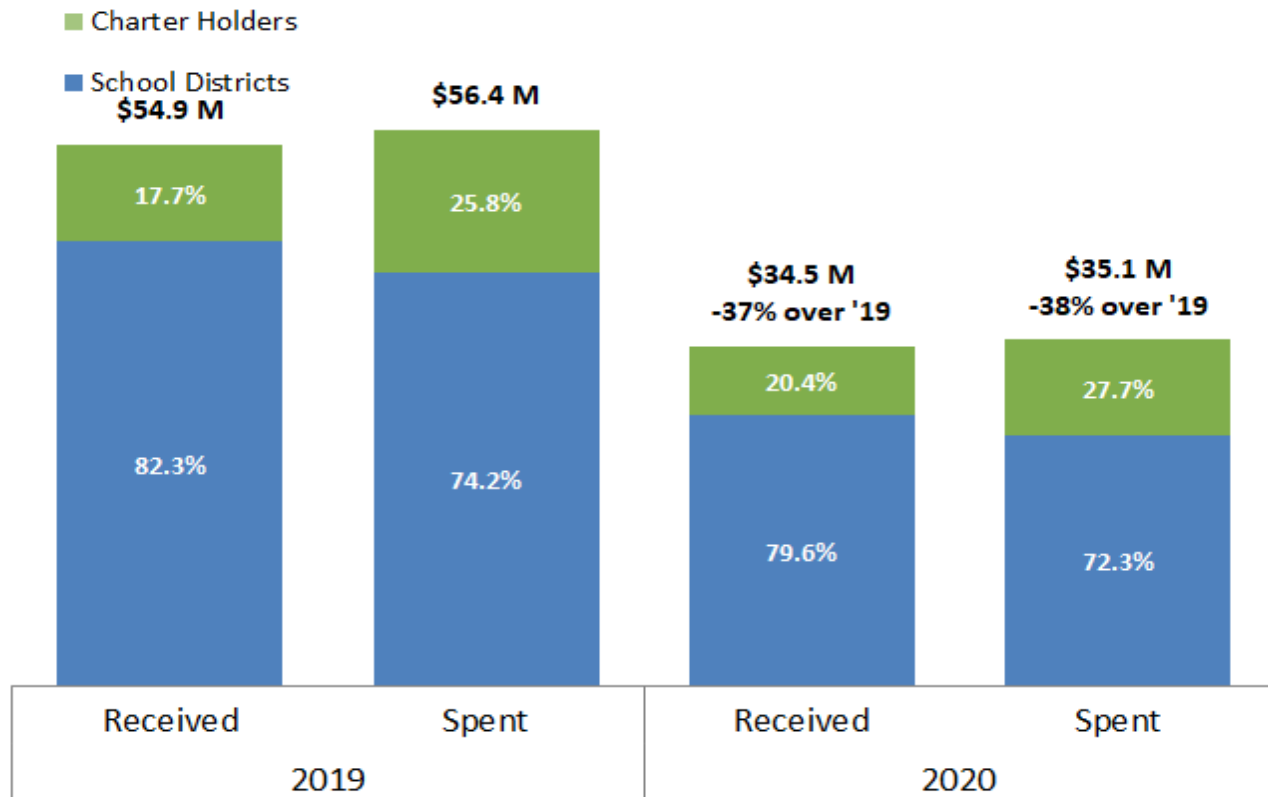
Over the last 20 years there has been an average growth rate of 5.0%. In 2015, contributions fell for the first time after remaining flat in the three years prior. Contributions have dropped slightly in 2018 and again in 2019. However, in 2020 there was a significant drop in contributions received with a -37.1% decrease in from the prior year.

In calendar years 2015 to 2020, spending has been higher than the amount of contributions received, through the use of unspent monies from prior years. Both charter schools and district schools from 2015 to 2017 spent more than received. In years 2018-2020, only charter schools have spent more than received.

Reference: Table 1 "Historical Contributions"

TOTALS YEAR OVER YEAR

In 2020, both spending and the amount of contributions received decreased from 2019



In 2020, there was a significant drop in spending and contributions amount received, in both the charter and public schools. The sharp decrease in spending and contributions is most likely caused by the COVID-19 pandemic.

- \$34,512,369 was reported received in fees or contributions from districts and charter schools ; this is 37.1% less than in 2019 or \$20,395,604 less than in 2019.
- \$35,118,779 was reported as spent; this is 37.8% lower or \$21,312,368 less than in 2019.
- Schools within districts received 82.3% of the total contribution reported in 2019 and 79.6% of all contributions in 2020.
- Schools within a district spent 74.2% of total spending in 2019 and 72.3% of all spending in 2020.
- Schools within charter holders received 17.7% of all contributions in 2019 and 20.4% of all contributions in 2020.
- Schools within a charter holder spent 25.8% of total spending in 2019 and 27.7% of all spending in 2020.

TOTALS BY CHARTER HOLDER AND BY DISTRICT

RECEIVED CONTRIBUTIONS

Charter schools	\$ 7,051,232
District Schools	\$27,461,137
Total	\$ 34,512,369

SPENT CONTRIBUTIONS

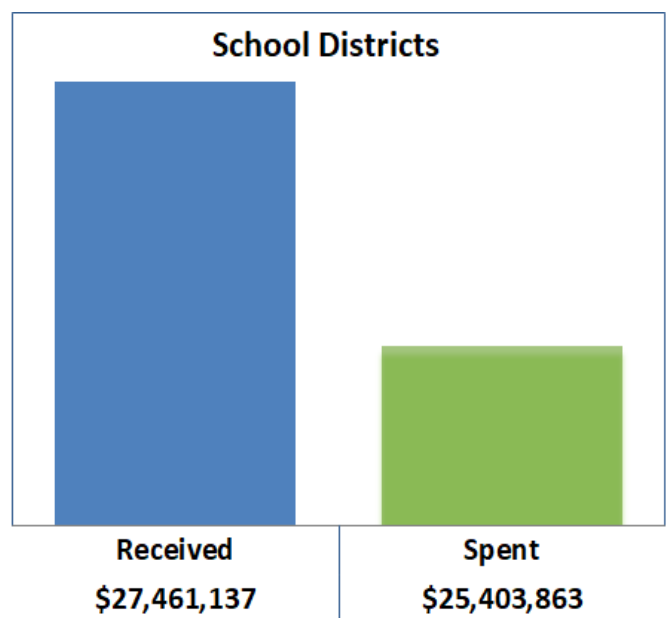
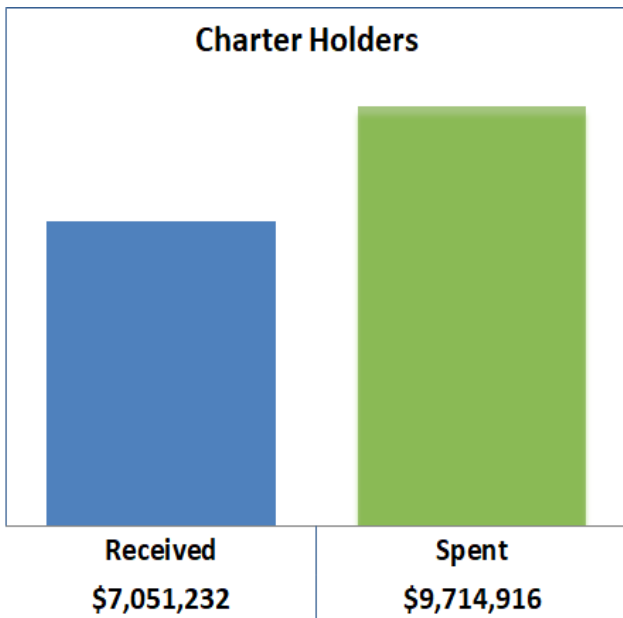
Charter schools	\$ 9,714,916
District Schools	\$25,403,863
Totals	\$ 35,118,779

CHARTER

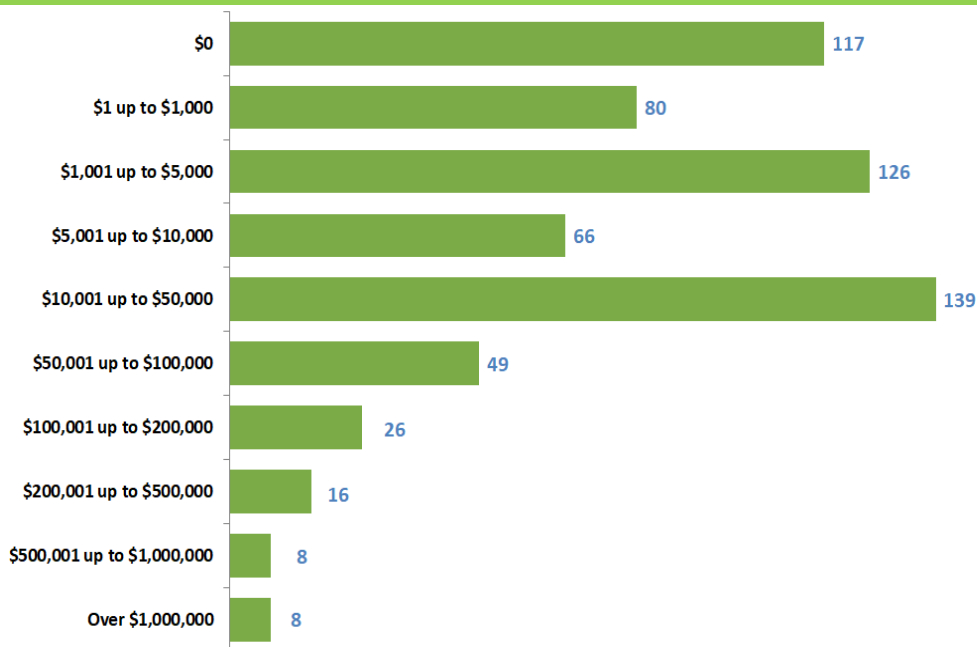
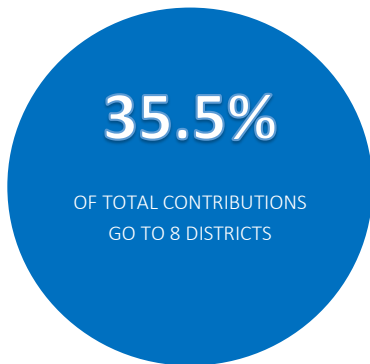
Charter schools reported receiving \$7,051,232 from 24,685 donors and spending \$9,714,916 in 2020. This is a decrease of \$2,666,083 (or -27.4%) under the \$9,717,315 in fees or cash contributions received in 2019. Spending decreased by \$4,846,039 (or -33.3%) from 2020. The amount spent to dollars received was 137.8% through the use of unspent monies from prior years.

DISTRICT

District schools reported receiving \$27,461,137 from 124,450 donors and spending \$25,403,863 in 2020. This is a decrease of \$17,729,521 (or -39.2%) over the \$45,190,658 in fees or cash contributions received in 2019. Spending decreased by \$16,466,329 (or -39.3%) from 2020. The amount spent to dollars received was 92.5% .

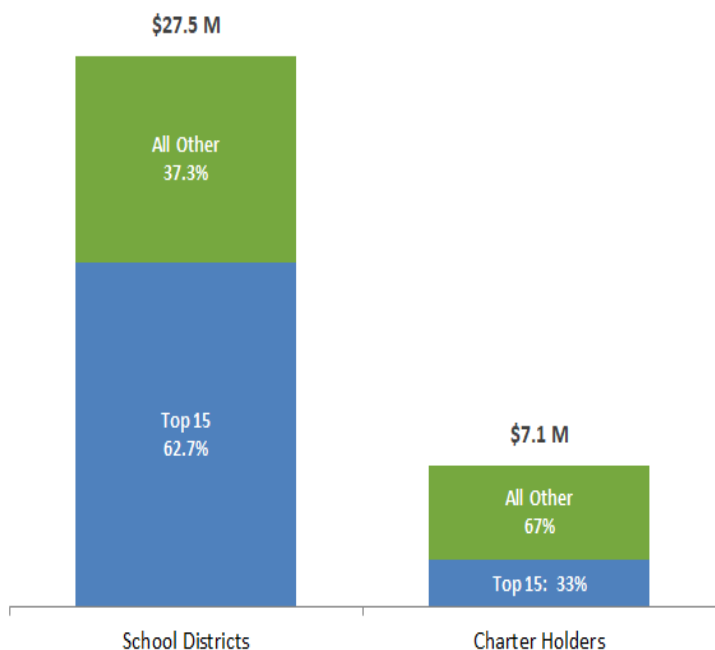


DATA BY DISTRICT AND CHARTER HOLDERS



NUMBER OF DISTRICTS OR HOLDERS WITHIN A RANGE

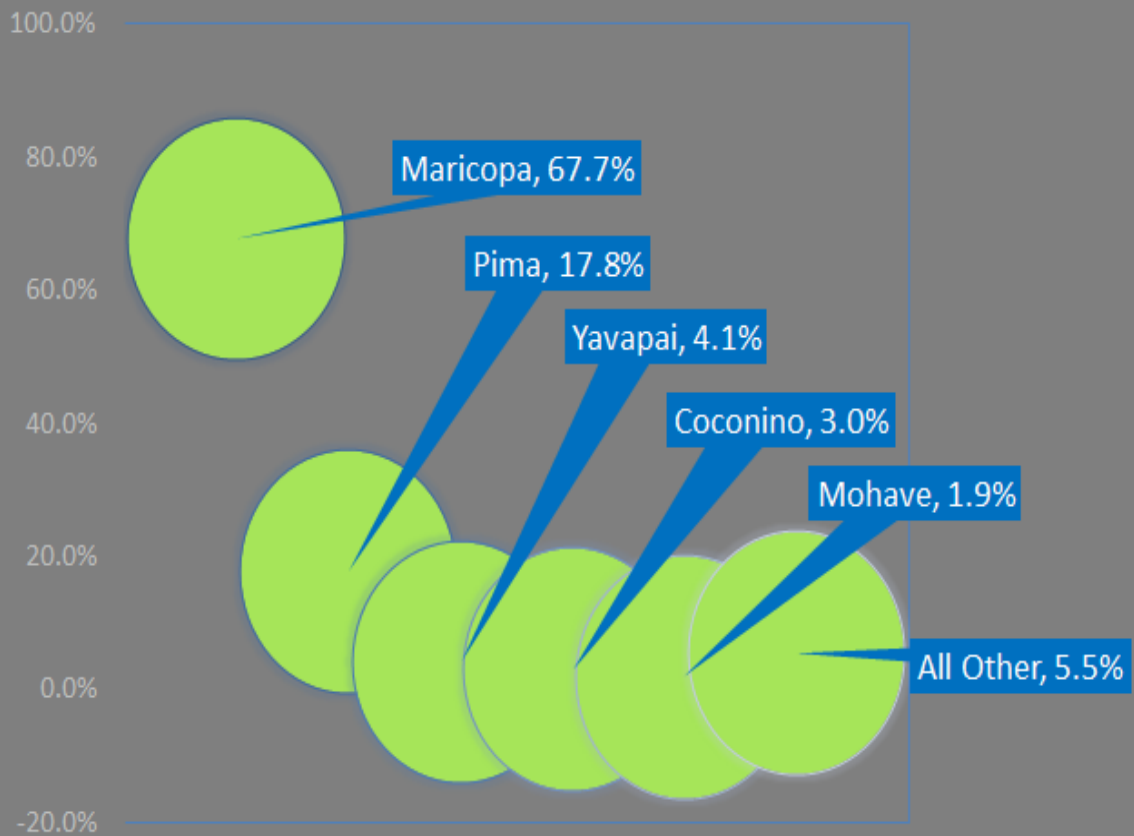
The chart above shows school districts or charter holders that are grouped within a particular dollar range. Eight districts reported receiving over \$1 million for a total of \$12,249,752 or 35.5% of all contributions. Likewise, 411 of the 635 districts or charter holders (or 65%) received \$50,000 or less. *Reference: Table 2 "Range of Dollars Received"*



THE TOP FIFTEEN

The top 15 reported districts accounted for 62.7% of all district contributions received. The top 15 charter holders reported received 33.3% of all charter contributions. Chandler USD (a district) received the highest amount of contributions in 2020 reporting \$2,109,226 in 2020 (or 3.8%). Paragon Management (a charter holder) received the highest amount of contributions \$273,890 (or 3.9%) *Reference: Tables 3 and 4 "Top Fifteen District or Charter Holder"*

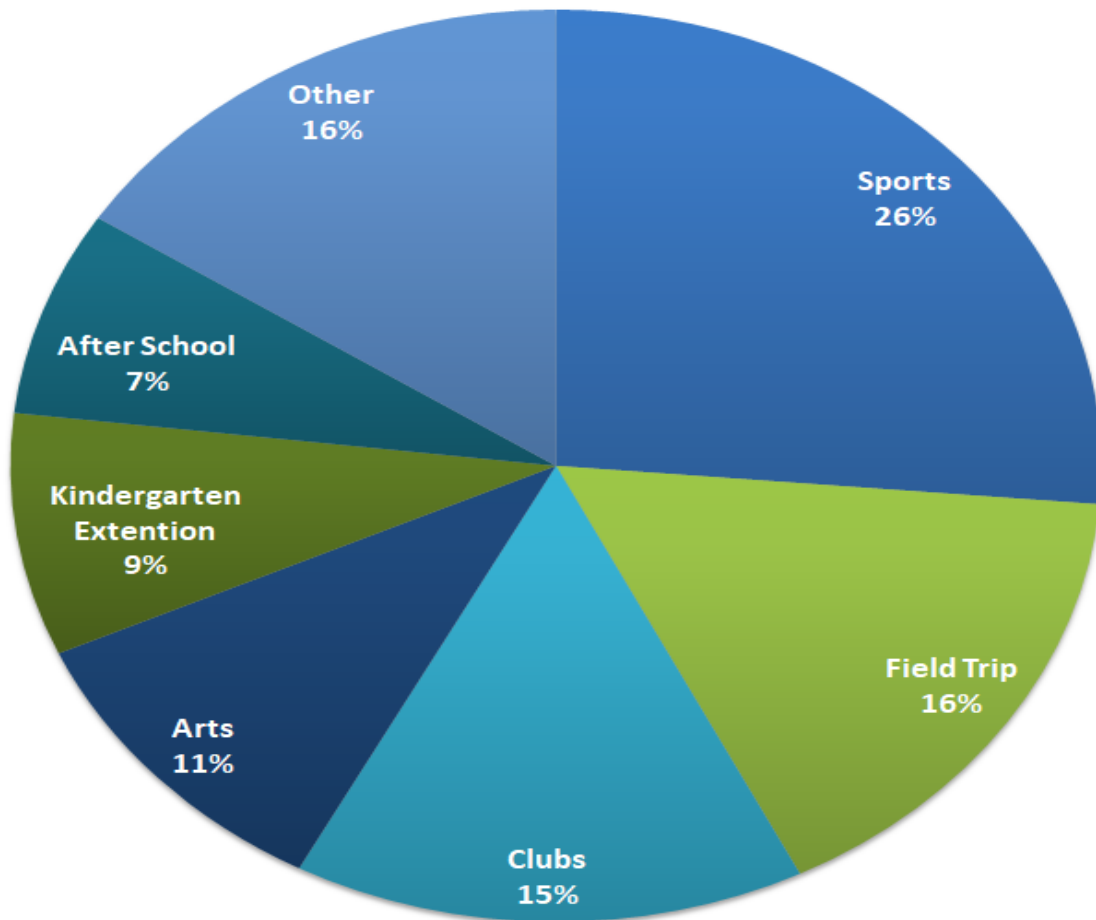
TOP FIVE COUNTIES



Maricopa County received \$23,347,713 (or 67.7%) from 104,475 donors in 2020; this is a -40.6% decrease over 2019 contributions received. Maricopa County received an average of \$223 per donor. Pima County was the second highest receiving \$6,126,424 (or 17.8%) from 25,425 donors; this is a decrease of -27.8% over 2019. Pima received an average of \$241 per donor. All other counties not listed received a combined total of 5.5% of all contributions received.

Reference: Table 5 "County Data"

2020 EXPENDITURES BY CATEGORY

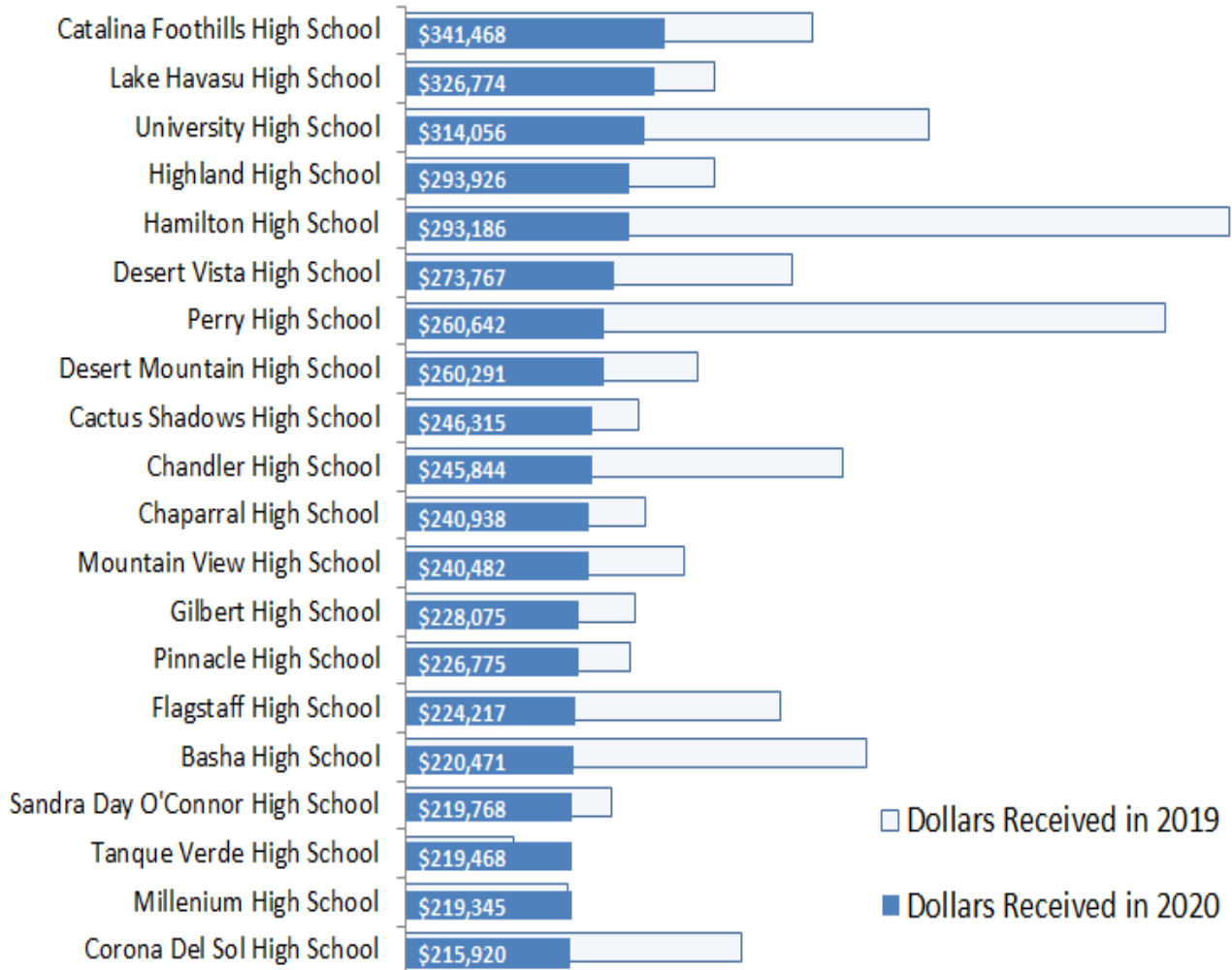


26%

The largest amount spent was on sports followed by field trips. In 2020, the spending on categories had slightly more variation from 2019. (A public school is required to report how tax credit money was spent by specific categories each year.)

Reference: Table 6 Spending by Categories

TOP TWENTY SCHOOLS WITHIN A DISTRICT

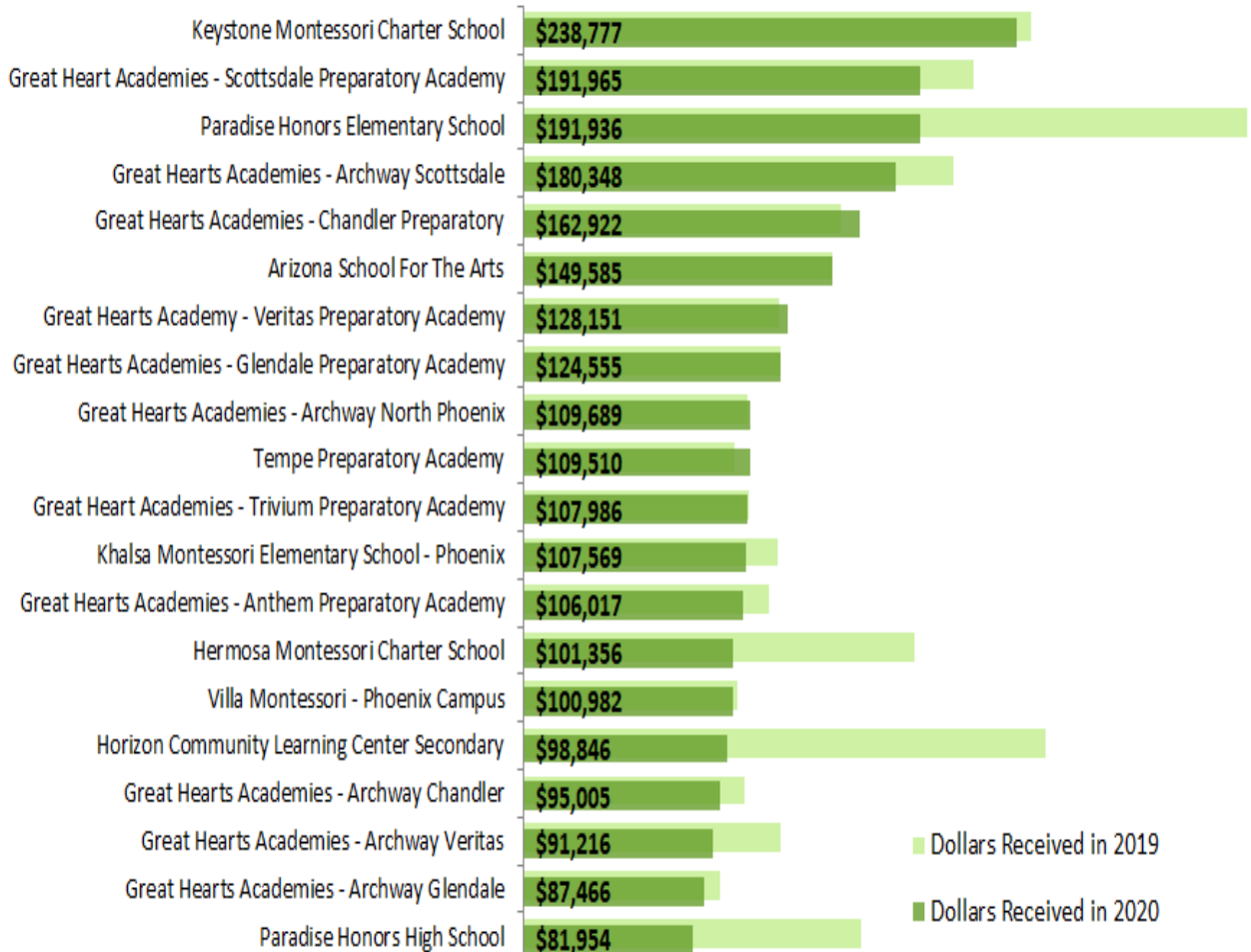


18.6%

The top 20 schools within a district received 18.6% of the total contributions received by district schools. The school with the highest contributions received was Catalina Foothills High School in the Catalina Foothills Unified School District receiving \$341,468 in contributions. Lake Havasu High School located in Lake Havasu City, was the second highest receiving \$326,774 in contributions.

Reference: Table 7 "Top 20 District Schools"

TOP TWENTY SCHOOLS WITHIN A CHARTER HOLDER



36.4 %

The top 20 schools within a charter holder received 36.4% of the total contributions received by charter holders. The school with the highest contributions was Keystone Montessori Charter School, a Keystone Montessori Charter holder located in Phoenix receiving \$238,777. The second highest was Scottsdale Preparatory Academy located in Scottsdale receiving \$191,965.

Reference: Table 8. "Top 20 Charter Schools"

SCHOOLS WITH NO REPORT SUBMITTED

A report is required by A.R.S 43-1089.01(F) to be submitted once per year to the Department of Revenue

101 schools failed to submit a report (55 charter schools and 46 district schools)

Charter Schools

Academy Adventures Midtown
Academy Adventures Primary School
Accelerated Learning Center
Accelerated Learning Laboratory
Adventure School
AmeriSchools Academy - Camelback
AmeriSchools Academy - Country Club
AmeriSchools Academy - North
AmeriSchools Academy - Yuma
Arizona Call-A-Teen Center for Excellence
Bella Vista Academy
Calibre Academy of Surprise
Champion Chandler
Champion San Tan
Changemaker High School
Copper Point High School
Desert Pointe Academy
East Valley Academy
E-Institute at Avondale
E-Institute at Buckeye
E-Institute at Grovers
E-Institute at Metro
E-Institute at Surprise
E-Institute at Taylton
E-Institute at Union Hills
Flagstaff Arts and Leadership Academy
Foothills Academy
Freedom Academy North
Friendly House - Academia del Pueblo
Future Investment Middle School
GateWay Early College High School
Genesis Academy
Harvest Preparatory Academy, Goodyear
Imagine Rosefield
Jack Thorman Air & Space Academy & Performing Arts Studio
La Paloma Academy
La Paloma Academy - Lakeside
La Paloma Academy - South
Liberty Traditional Charter School
Liberty Traditional Charter School - Saddleback
Montessori Academy
Montessori House Charter School
Painted Desert Montessori, LLC
Park View Middle School
Pathways in Education
Phoenix College Preparatory Academy
Phoenix Collegiate Academy Charter School
Phoenix Collegiate Academy Highschool
Phoenix Collegiate Academy School Elementary
Rising Schools, The
Salt River Accelerated Learning Academy
Salt River High School
Synergy Public School
Tucson Preparatory School
Vision Charter School

District Schools

Aguila Elementary School
Bowie Elementary School
Bowie High School
Jeditto Elementary School
Elite Performance Academy
CAVIAT - Coconino Association for Vocation Industry and Technology
Tse'Yaato' High School
Continental Elementary School
Duncan Elementary School
East Valley Institute of Technology - This school should not be taking donations
East Valley Institute of Technology -East Campus
Gila Bend Elementary School
Gila Bend High School
Biyaagozhoo Center
Globe Education Center
Payson Education Center
Greenlee Accomodation School
Winkelman Intermediate
Joseph City High School
Naco Elementary School
Mountain Vista School
Page Unified District
Manson Mesa High School
Valley View Elementary School
Peach Springs School
CAPE School - Jail
Pine Strawberry Elementary School
Pinon Elementary School
Pinon High School
Pinon Middle School
Ehrenberg Elementary School
Quartzsite Elementary School
Ocotillo Handicapped Pre-school
Superior Junior High School
Superior Senior High School
James A green Continued Education Academy
Start Center
District Office
Tsehootsooi Dine Bi'Oilta (Immersion School)
Tsehootsooi Intermediate Learning Center
Tsehootsooi Middle School
Tsehootsooi Primary Learning Center
Window Rock High School

REPORT INFORMATION

POLICY BACKGROUND

Information on Arizona Revised Statute § 43-1089.01.

TABLES:

Reports reference tables 1 to 8

APPENDIX I

The first appendix lists by school district the total number of donors, the average fee or cash contribution per donor, the total amount of fees or cash contributions received in 2020 and in 2019. The percentage change from the amount received last year, the ranking of the total amount received for 2020 and for 2019, the total amount spent in 2020 and for 2019, and the percentage of dollars spent to the total amount received for 2020.

APPENDIX II

The second appendix lists the same information as noted above for charter school holders.

DATA

The data source is from the Public School Report(s) filed by the school(s) or school district or charter holder. One-Hundred-One schools in districts or charter holders failed to submit a report for 2020 (reference Page 12 for a list of these schools).

For additional information or questions

Contact David Kryskowski at the Arizona Department of Revenue
dkryskowski@azdor.gov

POLICY BACKGROUND

STATUTE

Arizona Revised Statute § 43-1089.01 provides a non-refundable individual income tax credit for fees and cash contributions paid to public schools in Arizona for the support of extracurricular activities, character education programs. The addition of standardized testing fees for college credit or readiness, preparation courses and material for standardized testing or career and technical education industry certification assessment was added in 2015. The addition of cardiopulmonary resuscitations (CPR) training was added in 2016. This credit is only available to individuals.¹ Beginning in 2016, the taxpayer has the option to claim contributions made after December 31 but on or before April 15 on their 2018 return or 2019 return.

RATES

The credit is equal to the amount of fees paid or amount contributed up to \$200 for single or heads of household taxpayers and up to \$400 for married taxpayers that file a joint return.² The maximum allowable credit of \$200 was increased to \$250 for married taxpayers filing a joint return for taxable year 2001; to \$300 for tax year 2005; and to \$400 for taxable year 2006 and thereafter.

QUALIFYING EXPENDITURES

The school must provide instruction in grades kindergarten through 12. Contributions made or fees paid to a non-governmental school, a pre-school, a community college, a university, or a public school located outside of Arizona does not qualify for this credit. Types of expenditures:

From and after **June 30, 2019 through June 30, 2022** individuals may claim a nonrefundable tax credit for making contributions or for fees paid for the support of:

- a) Acquiring capital items as defined in the Uniform System of Financial Records, including those items listed in section A.R.S. § Title 15-903, subsection C paragraphs 2 through 8
- b) Community school meal programs
- c) Student consumable health care supplies

Playground equipment and shade structures for playground equipment

Extracurricular activities

School sponsored activities that require enrolled students to pay a fee in order to participate. The activities must supplement the school's education program. Extracurricular activities may include use of band uniforms, use of equipment or uniforms for varsity athletics, use of scientific laboratory equipment or materials, or in-state or out-of-state trips that are solely for competitive events. Extracurricular activities do not include any

senior trips or events that are recreational, amusement or tourist activities.

Character education programs

A program defined in Arizona Revised Statute § 15-719. At a minimum, the character education program must include 1) instruction in the definition and application of at least six of the character traits (truthfulness, responsibility, compassion, diligence, sincerity, trustworthiness, respect, attentiveness, obedience, orderliness, forgiveness, virtue, fairness, caring, citizenship and integrity), 2) use activities, discussions and presentations to illustrate and reinforce the application of the character traits and 3) presentations by teachers or mentors who demonstrate the character traits.

Standardized testing fees

Testing for college credit or readiness are fees paid to a school for the use of a widely recognized and accepted educational organization such as SAT, PSAT, ACT, advanced placement, international baccalaureate diploma test and other similar tests that are recognized and accepted by colleges and universities in the United States. The fees include preparation courses and materials used for standardized testing.

Career and technical education (CTE) industry certification

CTE assessment are fees paid to a school for career and technical education industry certification assessment. This is an assessment for preparation programs (CTE) that provide students with a pathway to postsecondary education and careers.

Cardiopulmonary resuscitation (CPR) training

The program must be based on the current national emergency CPR guidelines. If this instruction results in a CPR certification it must be provided by an authorized CPR trainer.

REPORTING REQUIREMENTS

Public Schools must report on a calendar year basis to the Arizona Department of Revenue by February 28 of each year indicating the total number of donors, the total dollar amount of fees and contributions received and the amount spent by the school. Beginning in 2016, the taxpayer has the option to claim contributions made after December 31 but on or before April 15 in either the previous tax year or in the year the contribution was made. For example a taxpayer may claim a credit made between January 1 to April 15, 2018 on their 2017 return or 2018 return. However, the public school continues to report contributions on a calendar year basis. The school must also report the amount spent categorized by specific activity or program.

¹ Corporations may not claim this credit. A partnership may not pass the credit through to its partners. An S corporation may not pass the credit through to its shareholders.

² If married taxpayers file separate returns, each spouse may claim only half of the credit that would have been allowed on a joint return.

TABLES

Table 1: Historical contributions by year

Year	Number of Donors	Contributions Received (Millions)	% Change	Average per Donor	Contributions Spent (Millions)	% Change in Spent	% Spent to Dollars Received
1998	74,242	\$8,990,042	--	\$121	--	--	--
1999	109,748	\$14,775,353	64.4%	\$135	--	--	--
2000	130,730	\$17,544,784	18.7%	\$134	--	--	--
2001	135,656	\$20,004,715	14.0%	\$147	--	--	--
2002	143,697	\$22,455,129	12.2%	\$156	--	--	--
2003	201,407	\$27,753,764	23.6%	\$138	\$23,411,749	--	84.4%
2004	213,987	\$30,958,872	11.5%	\$145	\$25,839,148	10.4%	83.5%
2005	215,369	\$35,416,279	14.4%	\$164	\$28,609,146	10.7%	80.8%
2006	218,664	\$43,230,433	22.1%	\$198	\$35,077,283	22.6%	81.1%
2007	214,356	\$44,069,896	1.9%	\$206	\$40,423,706	15.2%	91.7%
2008	233,450	\$45,164,366	2.5%	\$193	\$43,725,052	8.2%	96.8%
2009	239,031	\$42,657,087	-5.6%	\$178	\$41,472,666	-5.2%	97.2%
2010	250,004	\$43,718,717	2.5%	\$175	\$41,875,730	1.0%	95.8%
2011	250,216	\$48,442,987	10.8%	\$194	\$45,636,837	9.0%	94.2%
2012	253,134	\$51,287,359	5.9%	\$203	\$48,455,762	6.2%	94.5%
2013	253,842	\$50,972,856	-0.6%	\$201	\$49,479,227	2.1%	97.1%
2014	266,087	\$50,991,999	0.0%	\$192	\$46,801,468	-5.4%	91.8%
2015	262,879	\$48,062,286	-5.7%	\$183	\$51,512,419	10.1%	107.2%
2016	314,683	\$53,051,329	10.4%	\$169	\$56,658,066	10.0%	106.8%
2017	336,676	\$56,969,478	7.4%	\$169	\$58,743,513	3.7%	103.1%
2018	292,429	\$56,048,449	-1.6%	\$192	\$65,126,450	10.9%	116.2%
2019	277,589	\$54,934,742	-2.0%	\$198	\$56,441,543	-13.3%	102.7%
2020	149,135	\$34,512,369	-37.1%	\$231	\$35,118,779	-37.8%	101.8%

Table 2 – Range of Dollars Received

Range of Dollars Received	District/Charter	# of Donors	Total Dollars Received	% of Total	Average per Donor
Over \$1,000,000	8	62,301	\$12,249,752	35.5%	\$197
\$500,001 up to \$1,000,000	8	23,358	\$5,512,003	16.0%	\$236
\$200,001 up to \$500,000	16	20,626	\$5,458,922	15.8%	\$265
\$100,001 up to \$200,000	26	13,086	\$3,718,236	10.8%	\$284
\$50,001 up to \$100,000	49	12,637	\$3,417,247	9.9%	\$270
\$10,001 up to \$50,000	139	13,743	\$3,308,936	9.6%	\$241
\$5,001 up to \$10,000	66	1,949	\$463,059	1.3%	\$238
\$1,001 up to \$5,000	126	1,229	\$336,135	1.0%	\$274
\$1 up to \$1,000	80	206	\$48,079	0.1%	\$233
\$0	117	0	\$0	0.0%	0
Total	635	149,135	\$34,512,369	100.0%	\$231

Table 3 – Top Fifteen Districts

School District	County	Number of Donors	Dollars		Dollars	
			Received in 2020	% of 2020 Total	Received in 2019	% of 2019 Total
Chandler USD	Maricopa	13,873	\$2,109,226	3.8%	\$6,230,798	6.9%
Tucson USD	Pima	10,019	\$1,853,771	3.4%	\$3,163,827	3.5%
Mesa USD	Maricopa	6,748	\$1,640,513	3.0%	\$2,872,347	3.2%
Gilbert USD	Maricopa	5,669	\$1,579,610	2.9%	\$2,915,161	3.2%
Paradise Valley USD	Maricopa	6,549	\$1,492,932	2.7%	\$2,240,833	2.5%
Scottsdale USD	Maricopa	9,568	\$1,488,891	2.7%	\$2,643,567	2.9%
Deer Valley USD	Maricopa	3,738	\$1,065,638	1.9%	\$1,697,390	1.9%
Kyrene ESD	Maricopa	6,137	\$1,019,170	1.9%	\$2,124,986	2.4%
Peoria USD	Maricopa	4,551	\$849,057	1.5%	\$1,515,983	1.7%
Tempe UHSD	Maricopa	3,873	\$778,633	1.4%	\$1,538,436	1.7%
Agua Fria UHSD	Maricopa	726	\$732,608	1.3%	\$636,854	0.7%
Amphitheater USD	Pima	2,344	\$724,181	1.3%	\$0	0.0%
Flagstaff USD	Coconino	3,544	\$721,336	1.3%	\$1,209,966	1.3%
Vail USD	Pima	2,697	\$589,851	1.1%	\$979,080	1.1%
Tanque Verde USD		749	\$566,188	1.0%	\$500,491	0.6%
Total of top 15		80,785	\$17,211,606	31.3%	\$30,269,719	33.5%

Table 4 – Top Fifteen Charters Holders

Charter Holder	County	Number of Donors	Dollars		Dollars	
			Received in 2020	% of 2020 Total	Received in 2019	% of 2019 Total
Paragon Management	Maricopa	982	\$273,890	3.9%	\$610,400	6.3%
Keystone Montessori Charter School	Maricopa	241	\$238,777	3.4%	\$245,682	2.5%
Scottsdale Preparatory Academy	Maricopa	545	\$191,965	2.7%	\$217,604	2.2%
Archway Classical Academy Scottsdale	Maricopa	521	\$180,348	2.6%	\$208,111	2.1%
Leman Academy of Excellence Inc		593	\$179,350	2.5%	\$182,465	1.9%
Chandler Preparatory Academy	Maricopa	477	\$162,922	2.3%	\$153,778	1.6%
American Leadership Academy	Maricopa	645	\$157,595	2.2%	\$163,584	1.7%
Arizona School For The Arts	Multiple	426	\$149,585	2.1%	\$149,316	1.5%
Veritas Preparatory Academy	Maricopa	368	\$128,151	1.8%	\$123,481	1.3%
Glendale Preparatory Academy	Maricopa	344	\$124,555	1.8%	\$124,564	1.3%
Archway Classical Academy North Phoenix	Maricopa	317	\$109,689	1.6%	\$108,455	1.1%
Tempe Preparatory Academy	Maricopa	318	\$109,510	1.6%	\$101,913	1.0%
Trivium Preparatory Academy	Maricopa	320	\$107,986	1.5%	\$109,027	1.1%
Khalsa Montessori Elementary Schools	Maricopa	176	\$107,569	1.5%	\$123,244	1.3%
Anthem Preparatory Academy	Maricopa	310	\$106,017	1.5%	\$118,434	1.2%
Total of top 15		6,583	\$2,327,909	33.0%	\$2,740,058	28.2%

Note: Districts and Charters with no county listed have facilities in multiple counties.

Table 5 – County Data

County	# of Donors	Dollars Received in 2020	Percent of Total Received	Percent change	Average per Donor	Dollars Spent	Percent Spent to Received
Maricopa	104,575	\$23,347,713	67.7%	-40.6%	\$223	\$24,126,329	103.3%
Pima	25,425	\$6,126,424	17.8%	-27.8%	\$241	\$6,727,151	109.8%
Yavapai	5,014	\$1,429,746	4.1%	-19.2%	\$285	\$1,247,806	87.3%
Coconino	4,725	\$1,043,615	3.0%	-37.7%	\$221	\$904,495	86.7%
Mohave	2,365	\$657,288	1.9%	-29.7%	\$278	\$622,140	94.7%
Pinal	2,159	\$549,441	1.6%	-37.1%	\$254	\$561,917	102.3%
Cochise	1,161	\$328,977	1.0%	-26.5%	\$283	\$187,653	57.0%
Yuma	714	\$183,542	0.5%	-32.7%	\$257	\$184,547	100.5%
Navajo	1,053	\$260,509	0.8%	-41.0%	\$247	\$179,303	68.8%
Gila	632	\$255,413	0.7%	-21.1%	\$404	\$182,253	71.4%
Santa Cruz	370	\$101,544	0.3%	-8.1%	\$274	\$48,457	47.7%
Apache	407	\$82,831	0.2%	-35.8%	\$204	\$36,589	44.2%
Graham	419	\$113,486	0.3%	-3.7%	\$271	\$90,183	79.5%
La Paz	69	\$18,538	0.1%	37.4%	\$269	\$7,810	42.1%
Greenlee	45	\$12,902	0.0%	-33.1%	\$287	\$12,145	94.1%
Gadsden ESD	2	\$400	0.0%	100.0%	\$200	0	0.0%
Total	149,133	\$34,512,369	100.0%	-37.1%	\$231	\$35,118,779	101.8%

Table 6 – Spent dollars by programs or activity

Program	Amount Spent	% of Total
Athletics or Sports	\$9,251,943	26.3%
Field Trip	\$5,715,847	16.3%
Clubs, Academic Competitions or other comparable ECA	\$5,331,140	15.2%
Music, Band, Choir Orchestra, Fine Arts or Performing Arts	\$3,670,522	10.5%
Extended Kindergarten Programs	\$3,020,056	8.6%
After School Enrichment or Tutoring	\$2,560,499	7.3%
Standardized Testing for college credit or readiness	\$1,642,998	4.7%
Character Education Programs	\$831,064	2.4%
Non-Credit Summer Programs	\$82,910	0.2%
Other	\$220,804	0.6%
Career and Technical Preparation	\$29,808	0.1%
Drivers Education Programs	\$65,446	0.2%
Capital items defined by ARS Title 15-903	\$2,474,960	7.0%
Community school meal programs	\$0	0.0%
Student consumable health care supplies	\$51,856	0.1%
Playground equipment and shade structures	\$166,517	0.5%
CPR Training	\$2,409	0.0%
Total	\$35,118,779	100.0%

Table 7 – Top Twenty District Schools (within a district)

District Schools	District Name	Number of Donors	Dollars Received in 2020	Average per Donor	% of 2020 total	Dollars Spent	Dollars Received in 2019
Catalina Foothills High School	Catalina Foothills USD	1,363	\$341,468	\$251	0.8%	\$651,314	\$535,377
Lake Havasu High School	Lake Havasu USD	1,091	\$326,774	\$300	0.7%	\$317,002	\$406,384
University High School	Tucson USD	928	\$314,056	\$338	0.7%	\$336,914	\$687,299
Highland High School	Gilbert USD	991	\$293,926	\$297	0.7%	\$262,207	\$407,112
Hamilton High School	Chandler USD	1,572	\$293,186	\$187	0.7%	\$622,536	\$1,082,348
Desert Vista High School	Tempe UHSD	1,205	\$273,767	\$227	0.6%	\$129,050	\$508,285
Perry High School	Chandler USD	1,568	\$260,642	\$166	0.6%	\$360,558	\$997,831
Desert Mountain High School	Scottsdale USD	1,619	\$260,291	\$161	0.6%	\$227,106	\$384,052
Cactus Shadows High School	Cave Creek USD	736	\$246,315	\$335	0.6%	\$231,066	\$306,151
Chandler High School	Chandler USD	1,369	\$245,844	\$180	0.6%	\$278,898	\$573,676
Chaparral High School	Scottsdale USD	1,385	\$240,938	\$174	0.5%	\$167,070	\$315,564
Mountain View High School	Mesa USD	919	\$240,482	\$262	0.5%	\$150,543	\$367,041
Gilbert High School	Gilbert USD	664	\$228,075	\$343	0.5%	\$223,249	\$301,445
Pinnacle High School	Paradise Valley USD	1,134	\$226,775	\$200	0.5%	\$154,997	\$296,332
Flagstaff High School	Flagstaff USD	1,306	\$224,217	\$172	0.5%	\$253,080	\$493,068
Basha High School	Chandler USD	1,195	\$220,471	\$184	0.5%	\$383,453	\$606,460
Sandra Day O'Connor High School	Deer Valley USD	715	\$219,768	\$307	0.5%	\$192,346	\$271,213
Tanque Verde High School	Tanque Verde USD	257	\$219,468	\$854	0.5%	\$266,668	\$141,683
Millenium High School	Agua Fria UHSD	233	\$219,345	\$941	0.5%	\$253,898	\$212,911
Corona Del Sol High School	Tempe UHSD	871	\$215,920	\$248	0.5%	\$101,118	\$440,780
Total of top 20		21,121	\$5,111,727	\$242	11.6%	\$5,563,073	\$9,335,012

Table 8 - Top Twenty Charter Schools (within a holder)

Charter School	Charter Holder	City/Town	Number of Donors	Dollars Received in 2020	Average per Donor	Dollars Spent in 2020	Dollars Received in 2019
Keystone Montessori Charter School	Keystone Montessori Charter School	Phoenix	241	\$238,777	\$991	\$238,777	\$245,682
Great Heart Academies - Scottsdale Preparatory Academy	Scottsdale Preparatory Academy	Scottsdale	545	\$191,965	\$352	\$191,965	\$217,604
Paradise Honors Elementary School	Paragon Management	Surprise	656	\$191,936	\$293	\$333,448	\$447,281
Great Hearts Academies - Archway Scottsdale	Archway Classical Academy Scottsdale	Scottsdale	521	\$180,348	\$346	\$180,348	\$208,111
Great Hearts Academies - Chandler Preparatory	Chandler Preparatory Academy	Chandler	477	\$162,922	\$342	\$162,922	\$153,778
Arizona School For The Arts	Arizona School For The Arts	Phoenix	426	\$149,585	\$351	\$149,585	\$149,316
Great Hearts Academy - Veritas Preparatory Academy	Veritas Preparatory Academy	Phoenix	368	\$128,151	\$348	\$128,151	\$123,481
Great Hearts Academies - Glendale Preparatory Academy	Glendale Preparatory Academy	Peoria	344	\$124,555	\$362	\$124,555	\$124,564
Great Hearts Academies - Archway North Phoenix	Archway Classical Academy North Phoenix	Phoenix	317	\$109,689	\$346	\$109,689	\$108,455
Tempe Preparatory Academy	Tempe Preparatory Academy	Tempe	318	\$109,510	\$344	\$109,510	\$101,913
Great Heart Academies - Trivium Preparatory Academy	Trivium Preparatory Academy	Goodyear	320	\$107,986	\$337	\$107,986	\$109,027
Khalsa Montessori Elementary School - Phoenix	Khalsa Montessori Elementary Schools	Phoenix	176	\$107,569	\$611	\$51,573	\$123,244
Great Hearts Academies - Anthem Preparatory Academy	Anthem Preparatory Academy	Phoenix	310	\$106,017	\$342	\$106,017	\$118,434
Hermosa Montessori Charter School	Hermosa Montessori Charter School	Tucson	166	\$101,356	\$611	\$101,356	\$188,993
Villa Montessori - Phoenix Campus	Villa Montessori Charter School	Phoenix	286	\$100,982	\$353	\$100,982	\$103,130
Horizon Community Learning Center Secondary	Horizon Community Learning Center Secondary	Phoenix	407	\$98,846	\$243	\$118,576	\$252,360
Great Hearts Academies - Archway Chandler	Archway Classical Academy Chandler	Chandler	283	\$95,005	\$336	\$95,005	\$106,606
Great Hearts Academies - Archway Veritas	Archway Classical Academy Veritas	Phoenix	256	\$91,216	\$356	\$91,216	\$124,467
Great Hearts Academies - Archway Glendale	Archway Classical Academy Glendale	Glendale	241	\$87,466	\$363	\$87,466	\$94,752
Paradise Honors High School	Paragon Management	Surprise	326	\$81,954	\$251	\$365,290	\$163,119
Total of top 20			6,984	\$2,565,835	\$367	\$2,954,417	\$3,264,317

APPENDIX I
2020 PUBLIC SCHOOL REPORT
BY SCHOOL DISTRICT

District Name	County	Number of Donors	Average per Donors	2020 Dollars Recieved	2019 Dollars Recieved	% Change	2020 Dollars Spent	2019 Dollars Spent	% of \$ Spent	2020 Rank	2019 Rank
Chandler USD	Maricopa	13,873	\$152	\$2,109,226	\$6,230,798	-66.1%	\$3,698,280	\$5,962,039	175.3%	1	1
Tucson USD	Pima	10,019	\$185	\$1,853,771	\$3,163,827	-41.4%	\$2,269,326	\$3,201,906	122.4%	2	2
Mesa USD	Maricopa	6,748	\$243	\$1,640,513	\$2,872,347	-42.9%	\$1,188,307	\$2,733,002	72.4%	3	4
Gilbert USD	Maricopa	5,669	\$279	\$1,579,610	\$2,915,161	-45.8%	\$1,596,487	\$2,267,411	101.1%	4	3
Paradise Valley USD	Maricopa	6,549	\$228	\$1,492,932	\$2,240,833	-33.4%	\$604,406	\$1,683,816	40.5%	5	6
Scottsdale USD	Maricopa	9,568	\$156	\$1,488,891	\$2,643,567	-43.7%	\$1,201,687	\$2,664,422	80.7%	6	5
Deer Valley USD	Maricopa	3,738	\$285	\$1,065,638	\$1,697,390	-37.2%	\$985,425	\$1,869,603	92.5%	7	8
Kyrene ESD	Maricopa	6,137	\$166	\$1,019,170	\$2,124,986	-52.0%	\$1,106,037	\$874,390	108.5%	8	7
Peoria USD	Maricopa	4,551	\$187	\$849,057	\$1,515,983	-44.0%	\$587,413	\$1,118,899	69.2%	9	10
Tempe UHSD	Maricopa	3,873	\$201	\$778,633	\$1,538,436	-49.4%	\$381,799	\$696,860	49.0%	10	9
Agua Fria UHSD	Maricopa	726	\$1,009	\$732,608	\$636,854	15.0%	\$785,522	\$648,729	107.2%	11	19
Amphitheater USD	Pima	2,344	\$309	\$724,181		100.0%	\$495,955		68.5%	12	208
Flagstaff USD	Coconino	3,544	\$204	\$721,336	\$1,209,966	-40.4%	\$568,941	\$1,160,398	78.9%	13	11
Vail USD	Pima	2,697	\$219	\$589,851	\$979,080	-39.8%	\$524,430	\$1,047,398	88.9%	14	12
Tanque Verde USD		749	\$756	\$566,188	\$500,491	13.1%	\$647,897	\$668,281	114.4%	15	21
Dysart USD	Maricopa	4,874	\$113	\$550,149	\$787,570	-30.1%	\$555,104	\$780,960	100.9%	16	14
Higley USD	Maricopa	2,500	\$197	\$493,273	\$766,150	-35.6%	\$461,519	\$845,739	93.6%	17	15
Glendale UHSD	Maricopa	1,930	\$253	\$487,695	\$677,486	-28.0%	\$597,342	\$697,458	122.5%	18	17
Catalina Foothills USD	Pima	1,709	\$267	\$456,862	\$663,924	-31.2%	\$866,240	\$1,689,611	189.6%	19	18
Lake Havasu USD	Mohave	1,544	\$282	\$435,949	\$568,527	-23.3%	\$402,786	\$419,279	92.4%	20	20
Marana USD	Pima	1,879	\$231	\$434,097	\$853,215	-49.1%	\$298,110	\$842,558	68.7%	21	13
Cave Creek USD	Maricopa	1,339	\$304	\$407,506	\$493,649	-17.5%	\$392,519	\$435,472	96.3%	22	22
Madison ESD	Maricopa	1,891	\$186	\$350,892	\$684,051	-48.7%	\$262,434	\$622,277	74.8%	23	16
Tempe ESD	Maricopa	1,085	\$321	\$348,626	\$227,841	53.0%	\$140,438	\$314,816	40.3%	24	32
Prescott USD	Yavapai	1,102	\$302	\$332,914	\$453,113	-26.5%	\$342,456	\$446,715	102.9%	25	23
Flowing Wells USD	Pima	1,019	\$264	\$268,520	\$316,357	-15.1%	\$301,659	\$295,321	112.3%	26	27
Humboldt USD	Yavapai	1,124	\$238	\$267,179	\$259,683	2.9%	\$174,562	\$260,709	65.3%	27	31
Washington ESD	Maricopa	893	\$257	\$229,673	\$342,974	-33.0%	\$126,104	\$351,717	54.9%	28	25
Phoenix UHSD	Maricopa	950	\$239	\$227,485	\$337,143	-32.5%	\$154,991	\$226,067	68.1%	29	26
Payson USD	Gila	438	\$469	\$205,584	\$262,428	-21.7%	\$154,568	\$313,771	75.2%	30	30
Queen Creek USD	Maricopa	811	\$230	\$186,417	\$307,383	-39.4%	\$49,103	\$297,398	26.3%	31	28
Sahuarita USD	Pima	750	\$243	\$182,433	\$268,411	-32.0%	\$59,316	\$207,077	32.5%	32	29
Sunnyside USD	Pima	1,119	\$156	\$174,152	\$224,320	-22.4%	\$109,949	\$246,519	63.1%	33	33
Phoenix ESD	Maricopa	610	\$256	\$156,407	\$220,425	-29.0%	\$51,406	\$174,569	32.9%	34	34
Chino Valley USD	Yavapai	568	\$264	\$150,166	\$212,476	-29.3%	\$92,709	\$160,693	61.7%	35	35
Sedona-Oak Creek Joint USD	Yavapai	480	\$310	\$148,993	\$157,067	-5.1%	\$133,940	\$175,474	89.9%	36	43
Nadaburg USD	Maricopa	434	\$333	\$144,737	\$211,966	-31.7%	\$251,428	\$201,610	173.7%	37	36
Sierra Vista USD	Cochise	381	\$360	\$137,026	\$210,903	-35.0%	\$50,520	\$185,175	36.9%	38	37
Litchfield ESD	Maricopa	438	\$283	\$124,000	\$160,642	-22.8%	\$150,917	\$170,518	121.7%	39	41
Wickenburg USD	Maricopa	391	\$283	\$110,492	\$128,083	-13.7%	\$70,381	\$79,317	63.7%	40	48
Creighton ESD	Maricopa	478	\$217	\$103,666	\$156,597	-33.8%	\$85,534	\$57,648	82.5%	41	44

APPENDIX I
2020 PUBLIC SCHOOL REPORT
BY SCHOOL DISTRICT

District Name	County	Number of Donors	Average per Donors	2020 Dollars Recieved	2019 Dollars Recieved	% Change	2020 Dollars Spent	2019 Dollars Spent	% of \$ Spent	2020 Rank	2019 Rank
Casa Grande UHSD	Pinal	125	\$736	\$91,942	\$53,714	71.2%	\$16,461	\$35,128	17.9%	42	71
Apache Junction USD	Pinal	327	\$278	\$90,959	\$139,692	-34.9%	\$91,802	\$140,641	100.9%	43	45
Cottonwood-Oak Creek ESD	Yavapai	306	\$295	\$90,219	\$129,661	-30.4%	\$103,321	\$196,168	114.5%	44	47
Florence USD	Pinal	430	\$199	\$85,709	\$157,170	-45.5%	\$79,832	\$164,772	93.1%	45	42
Buckeye UHSD	Maricopa	498	\$171	\$85,047	\$183,709	-53.7%	\$129,024	\$169,602	151.7%	46	39
J.O. Combs USD	Maricopa	667	\$126	\$83,763	\$189,855	-55.9%	\$81,268	\$114,028	97.0%	47	38
Yuma UHSD	Yuma	363	\$231	\$83,740	\$132,264	-36.7%	\$72,831	\$127,737	87.0%	48	46
Blue Ridge USD	Navajo	203	\$399	\$81,067	\$114,938	-29.5%	\$47,503	\$93,013	58.6%	49	50
Mingus UHSD	Yavapai	171	\$436	\$74,594	\$113,351	-34.2%	\$30,009	\$77,856	40.2%	50	51
Fountain Hills USD	Maricopa	281	\$261	\$73,456	\$363,373	-79.8%	\$154,057	\$344,636	209.7%	51	24
Alhambra ESD	Maricopa	243	\$301	\$73,065	\$108,713	-32.8%	\$96,061	\$65,657	131.5%	52	54
Kingman USD	Mohave	245	\$282	\$69,059	\$99,257	-30.4%	\$40,697	\$61,351	58.9%	53	56
Cartwright ESD	Maricopa	234	\$290	\$67,884	\$73,731	-7.9%	\$23,249	\$75,200	34.2%	54	59
Maricopa USD	Pinal	466	\$138	\$64,523	\$65,530	-1.5%	\$70,467	\$66,167	109.2%	55	62
Camp Verde USD	Yavapai	113	\$553	\$62,439	\$56,541	10.4%	\$23,805	\$32,322	38.1%	56	69
Osborn ESD	Maricopa	195	\$311	\$60,680	\$53,750	12.9%	\$81,171	\$130,694	133.8%	57	70
Isaac ESD	Maricopa	65	\$902	\$58,606	\$23,445	150.0%	\$9,360	\$41,202	16.0%	58	101
Liberty ESD	Maricopa	243	\$237	\$57,683	\$122,114	-52.8%	\$19,239	\$98,818	33.4%	59	49
Casa Grande ESD	Pinal	214	\$243	\$51,973	\$60,245	-13.7%	\$19,770	\$38,588	38.0%	60	66
Show Low USD	Navajo	195	\$257	\$50,098	\$110,248	-54.6%	\$33,366	\$80,527	66.6%	61	52
Round Valley USD	Apache	196	\$250	\$48,999	\$60,763	-19.4%	\$13,689	\$53,289	27.9%	62	64
Colorado River UHSD	Mohave	178	\$252	\$44,925	\$73,258	-38.7%	\$53,421	\$74,238	118.9%	63	60
Balsz ESD	Maricopa	253	\$177	\$44,806	\$75,177	-40.4%	\$82,559	\$128,492	184.3%	64	58
Clarkdale-Jerome ESD	Yavapai	205	\$214	\$43,946	\$56,989	-22.9%	\$35,807	\$50,340	81.5%	65	68
Wilson ESD	Maricopa	139	\$303	\$42,111	\$49,971	-15.7%	\$42,111	\$85,634	100.0%	66	74
Glendale ESD	Maricopa	130	\$311	\$40,440	\$47,134	-14.2%	\$25,119	\$43,695	62.1%	67	77
Crane ESD	Yuma	131	\$307	\$40,233	\$59,003	-31.8%	\$40,538	\$53,500	100.8%	68	67
Tolleson UHSD	Maricopa	167	\$238	\$39,703	\$76,505	-48.1%	\$18,036	\$41,926	45.4%	69	57
Arizona State School for the Deaf & Blind		215	\$182	\$39,151	\$38,027	3.0%	\$35,617	\$30,667	91.0%	70	82
Mammoth-San Manuel USD	Pinal	131	\$290	\$38,009	\$50,194	-24.3%	\$34,743	\$56,405	91.4%	71	73
Santa Cruz Valley USD	Santa Cruz	125	\$302	\$37,716	\$31,957	18.0%	\$17,631	\$46,216	46.7%	72	90
Benson USD	Cochise	184	\$204	\$37,519	\$62,040	-39.5%	\$48,987	\$64,860	130.6%	73	63
Safford USD	Graham	145	\$256	\$37,156	\$40,966	-9.3%	\$32,965	\$66,024	88.7%	74	80
Roosevelt ESD	Maricopa	130	\$279	\$36,237	\$47,193	-23.2%	\$33,706	\$70,664	93.0%	75	76
Pendergast ESD	Maricopa	294	\$115	\$33,931	\$60,502	-43.9%	\$48,003	\$76,054	141.5%	76	65
Holbrook USD	Navajo	126	\$255	\$32,086	\$50,475	-36.4%	\$10,060	\$50,753	31.4%	77	72
Laveen ESD	Maricopa	129	\$248	\$31,941	\$101,528	-68.5%	\$50,739	\$96,593	158.9%	78	55
Winslow USD	Navajo	207	\$147	\$30,390	\$66,417	-54.2%	\$12,028	\$43,156	39.6%	79	61
Yuma ESD	Yuma	100	\$278	\$27,822	\$35,256	-21.1%	\$57,101	\$44,183	205.2%	80	86
Pima USD	Graham	108	\$257	\$27,738	\$26,981	2.8%	\$16,957	\$9,343	61.1%	81	94
Heber-Overgaard USD	Navajo	93	\$297	\$27,633	\$35,364	-21.9%	\$17,440	\$41,067	63.1%	82	85
Avondale ESD	Maricopa	108	\$251	\$27,117	\$36,091	-24.9%	\$10,061	\$8,289	37.1%	83	84
Thatcher USD	Graham	101	\$262	\$26,499	\$32,912	-19.5%	\$3,033	\$6,367	11.4%	84	88

APPENDIX I
2020 PUBLIC SCHOOL REPORT
BY SCHOOL DISTRICT

District Name	County	Number of Donors	Average per Donors	2020 Dollars Recieved	2019 Dollars Recieved	% Change	2020 Dollars Spent	2019 Dollars Spent	% of \$ Spent	2020 Rank	2019 Rank
Page USD	Coconino	94	\$277	\$26,048	\$29,941	-13.0%	\$21,631	\$15,267	83.0%	85	92
Saddle Mountain USD	Maricopa	92	\$272	\$25,012	\$24,975	0.1%	\$8,651	\$36,182	34.6%	86	97
Bagdad USD	Yavapai	120	\$200	\$24,004	\$32,095	-25.2%	\$15,690	\$18,626	65.4%	87	89
Williams USD	Coconino	91	\$253	\$23,023	\$37,701	-38.9%	\$6,338	\$23,071	27.5%	88	83
Willcox USD	Cochise	65	\$352	\$22,851	\$26,478	-13.7%	\$9,935	\$26,739	43.5%	89	95
Bisbee USD	Cochise	143	\$159	\$22,735	\$21,326	6.6%	\$25,561	\$49,125	112.4%	90	103
Snowflake USD	Navajo	169	\$130	\$22,026	\$33,675	-34.6%	\$9,053	\$30,410	41.1%	91	87
Morristown ESD	Maricopa	76	\$285	\$21,637	\$10,100	114.2%	\$15,479	\$4,923	71.5%	92	121
Western Maricopa Education Center	Maricopa	85	\$251	\$21,335	\$24,562	-13.1%	\$4,890	\$26,343	22.9%	93	99
Baboquivari USD	Pima	119	\$179	\$21,283	\$18,490	15.1%	\$9,804	\$9,563	46.1%	94	104
Mayer USD	Yavapai	92	\$208	\$19,094	\$22,271	-14.3%	\$16,320	\$17,743	85.5%	95	102
Buckeye ESD	Maricopa	87	\$217	\$18,886	\$41,550	-54.5%	\$3,085	\$31,752	16.3%	96	79
Tombstone USD	Cochise	65	\$280	\$18,169	\$24,800	-26.7%	\$461	\$16,121	2.5%	97	98
Palominas ESD	Cochise	63	\$263	\$16,596	\$11,598	43.1%	\$850	\$11,477	5.1%	98	116
Fowler ESD	Maricopa	67	\$238	\$15,954	\$29,841	-46.5%	\$14,037	\$27,770	88.0%	99	93
Parker USD	La Paz	58	\$263	\$15,238	\$9,521	60.0%	\$5,543	\$9,595	36.4%	100	125
Globe USD	Gila	63	\$235	\$14,780	\$31,085	-52.5%	\$9,986	\$21,583	67.6%	101	91
Littleton ESD	Maricopa	312	\$46	\$14,358	\$42,603	-66.3%	\$2,978	\$44,779	20.7%	102	78
Nogales USD	Santa Cruz	56	\$254	\$14,249	\$26,261	-45.7%	\$14,510	\$26,261	101.8%	103	96
Beaver Creek ESD	Yavapai	44	\$319	\$14,029	\$15,080	-7.0%	\$3,673	\$36,491	26.2%	104	107
Patagonia UHSD	Santa Cruz	56	\$250	\$14,024	\$14,795	-5.2%	\$5,033	\$22,956	35.9%	105	108
Sonoita ESD	Santa Cruz	55	\$252	\$13,846	\$14,795	-6.4%	\$1,697	\$11,282	12.3%	106	108
Miami USD	Gila	45	\$283	\$12,720	\$14,616	-13.0%	\$6,387	\$18,928	50.2%	107	110
St. David USD	Cochise	40	\$307	\$12,260	\$15,546	-21.1%	\$6,643	\$15,514	54.2%	108	105
Joseph City USD	Navajo	44	\$276	\$12,158	\$15,338	-20.7%	\$3,642	\$17,216	30.0%	109	106
Ajo USD	Pima	46	\$258	\$11,854	\$5,500	115.5%	\$2,058	\$885	17.4%	110	149
Tolleson ESD	Maricopa	44	\$260	\$11,456	\$12,494	-8.3%	\$594	\$12,643	5.2%	111	113
Red Rock ESD	Pinal	41	\$268	\$10,980		100.0%	\$6,079		55.4%	112	208
Young ESD	Gila	40	\$264	\$10,550		100.0%	\$1,791		17.0%	113	208
Dan Hinton Accommodation District	Graham	27	\$374	\$10,102	\$2,809	259.6%	\$19,735	\$2,877	195.4%	114	166
Murphy ESD	Maricopa	32	\$294	\$9,394	\$6,486	44.8%	\$8,048	\$11,565	85.7%	115	144
Union ESD	Maricopa	50	\$186	\$9,316	\$12,020	-22.5%	\$3,412	\$6,951	36.6%	116	114
Palo Verde ESD	Maricopa	67	\$133	\$8,943	\$13,817	-35.3%	\$8,714	\$15,967	97.4%	117	111
Douglas USD	Cochise	38	\$221	\$8,415	\$11,485	-26.7%	\$251	\$6,640	3.0%	118	117
Mohave Valley ESD	Mohave	35	\$234	\$8,185	\$11,994	-31.8%	\$8,383	\$8,839	102.4%	119	115
St. Johns USD	Apache	112	\$73	\$8,123	\$39,365	-79.4%	\$16,763	\$41,410	206.4%	120	81
Eloy ESD	Pinal	26	\$305	\$7,940	\$10,088	-21.3%	\$3,135	\$3,191	39.5%	121	122
Gadsden ESD	Yuma	30	\$238	\$7,150	\$8,399	-14.9%	\$541	\$0	7.6%	122	127
	Gadsden ESD	2	\$200	\$400	\$200	100.0%	\$0	\$0	0.0%	202	204
Ash Fork Joint USD	Yavapai	25	\$285	\$7,133	\$7,871	-9.4%	\$323	\$5,922	4.5%	123	130
Pima Accommodation District	Pima	26	\$272	\$7,065	\$7,850	-10.0%	\$0	\$2,599	0.0%	124	131
Yarnell ESD	Yavapai	21	\$336	\$7,058	\$7,223	-2.3%	\$905	\$2,095	12.8%	125	136
Ray USD	Pinal	32	\$215	\$6,880	\$23,851	-71.2%	\$16,487	\$13,160	239.6%	126	100

APPENDIX I
2020 PUBLIC SCHOOL REPORT
BY SCHOOL DISTRICT

District Name	County	Number of Donors	Average per Donors	2020 Dollars Recieved	2019 Dollars Recieved	% Change	2020 Dollars Spent	2019 Dollars Spent	% of \$ Spent	2020 Rank	2019 Rank
Altar Valley ESD	Pima	27	\$255	\$6,880	\$11,400	-39.6%	\$8,309	\$11,400	120.8%	126	118
Topock ESD	Mohave	19	\$353	\$6,711	\$8,277	-18.9%	\$6,711	\$11,607	100.0%	128	128
Duncan USD	Greenlee	24	\$279	\$6,702	\$7,105	-5.7%	\$2,608	\$13,285	38.9%	129	138
Hyder ESD	Yuma	21	\$319	\$6,700	\$7,850	-14.6%	\$792	\$6,250	11.8%	130	131
Bullhead City School District	Mohave	23	\$291	\$6,700	\$13,145	-49.0%	\$12,874	\$8,531	192.1%	130	112
Grand Canyon USD	Coconino	21	\$318	\$6,688	\$5,678	17.8%	\$2,451	\$11,565	36.6%	132	147
Alpine ESD	Apache	21	\$295	\$6,200	\$7,816	-20.7%	\$4,046	\$10,076	65.3%	133	133
Morenci USD	Greenlee	21	\$295	\$6,200	\$10,981	-43.5%	\$9,537	\$29,438	153.8%	133	119
Concho ESD	Apache	21	\$285	\$5,983	\$10,828	-44.7%	\$1,454	\$7,194	24.3%	135	120
Chinle USD	Apache	30	\$196	\$5,876	\$3,419	71.9%	\$0	\$635	0.0%	136	160
Somerton ESD	Yuma	30	\$193	\$5,800	\$8,500	-31.8%	\$1,884	\$4,489	32.5%	137	126
Bonita ESD	Graham	17	\$332	\$5,650	\$5,650	0.0%	\$1,447	\$923	25.6%	138	148
Congress ESD	Yavapai	21	\$262	\$5,503	\$4,262	29.1%	\$3,897	\$2,819	70.8%	139	154
Tonto Basin ESD	Gila	22	\$238	\$5,233	\$6,076	-13.9%	\$6,705	\$9,932	128.1%	140	146
Riverside ESD	Maricopa	28	\$185	\$5,175	\$4,975	4.0%	\$4,670	\$3,173	90.2%	141	150
Coolidge USD	Pinal	16	\$319	\$5,100	\$9,901	-48.5%	\$8,645	\$5,353	169.5%	142	124
Pearce ESD	Cochise	15	\$334	\$5,016	\$7,084	-29.2%	\$1,370	\$13,997	27.3%	143	139
Toltec ESD	Pinal	15	\$332	\$4,984	\$7,275	-31.5%	\$0	\$7,275	0.0%	144	135
Santa Cruz Valley UHSD	Pinal	17	\$282	\$4,800	\$6,690	-28.3%	\$0	\$2,149	0.0%	145	142
Patagonia ESD	Santa Cruz	21	\$223	\$4,684	\$6,752	-30.6%	\$66	\$1,071	1.4%	146	140
Littlefield USD	Mohave	18	\$244	\$4,386	\$9,973	-56.0%	\$830	\$5,853	18.9%	147	123
Sacaton ESD	Pinal	20	\$215	\$4,300	\$4,480	-4.0%	\$64	\$8,871	1.5%	148	153
Canon ESD	Yavapai	18	\$239	\$4,300	\$3,800	13.2%	\$4,449	\$3,347	103.5%	148	158
Mohawk Valley ESD	Yuma	15	\$280	\$4,200	\$7,200	-41.7%	\$5,361	\$7,410	127.6%	150	137
Maricopa County Regional District	Maricopa	15	\$253	\$3,800	\$3,000	26.7%	\$888	\$3,336	23.4%	151	165
Colorado City USD	Mohave	18	\$211	\$3,800	\$1,800	111.1%	\$5,917	\$4,492	155.7%	151	182
Maine Consolidated School District	Coconino	9	\$422	\$3,800	\$4,700	-19.1%	\$3,471	\$5,997	91.3%	151	151
San Simon USD	Cochise	12	\$288	\$3,450	\$3,900	-11.5%	\$3,450	\$7,404	100.0%	154	156
Seligman USD	Yavapai	8	\$418	\$3,340	\$2,485	34.4%	\$3,528	\$6,264	105.6%	155	171
Valley UHSD	Cochise	14	\$236	\$3,300	\$6,418	-48.6%	\$3,300	\$4,535	100.0%	156	145
Arlington ESD	Maricopa	12	\$275	\$3,300	\$7,951	-58.5%	\$463	\$8,871	14.0%	156	129
Fredonia-Moccasin USD	Coconino	15	\$217	\$3,248	\$3,802	-14.6%	\$870	\$4,271	26.8%	158	157
Apache ESD	Cochise	13	\$235	\$3,050	\$2,150	41.9%	\$399	\$1,573	13.1%	159	177
Antelope UHSD	Yuma	11	\$273	\$3,000	\$6,500	-53.8%	\$3,000	\$6,500	100.0%	160	143
Kirkland ESD	Yavapai	11	\$261	\$2,876	\$4,530	-36.5%	\$3,970	\$2,903	138.0%	161	152
Hayden-Winkelman USD	Gila	9	\$311	\$2,800	\$1,900	47.4%	\$1,500	\$1,400	53.6%	162	180
Skull Valley ESD	Yavapai	8	\$350	\$2,800	\$3,400	-17.6%	\$4,486	\$4,051	160.2%	162	161
Mary C. O'Brien Accommodation District	Pinal	9	\$293	\$2,635	\$7,300	-63.9%	\$1,676	\$7,750	63.6%	164	134
Picacho ESD	Pinal	8	\$325	\$2,600	\$2,200	18.2%	\$570	\$1,867	21.9%	165	175
Elfrida ESD	Cochise	8	\$325	\$2,600		100.0%	\$2,600		100.0%	165	208
Vernon ESD	Apache	9	\$289	\$2,600	\$3,148	-17.4%	\$637	\$500	24.5%	165	162
Ash Creek ESD	Cochise	7	\$343	\$2,400	\$4,050	-40.7%	\$0	\$693	0.0%	168	155
Cochise ESD	Cochise	8	\$288	\$2,300	\$3,010	-23.6%	\$0	\$2,553	0.0%	169	164

APPENDIX I
2020 PUBLIC SCHOOL REPORT
BY SCHOOL DISTRICT

District Name	County	Number of Donors	Average per Donors	2020 Dollars Recieved	2019 Dollars Recieved	% Change	2020 Dollars Spent	2019 Dollars Spent	% of \$ Spent	2020 Rank	2019 Rank
McNary ESD	Apache	8	\$281	\$2,250	\$1,900	18.4%	\$0	\$2,054	0.0%	170	180
Pomerene ESD	Cochise	7	\$316	\$2,210	\$2,082	6.1%	\$2,210	\$2,082	100.0%	171	178
Coconino County Regional Accommodation SD	Coconino	9	\$242	\$2,180	\$2,450	-11.0%	\$0	\$7,178	0.0%	172	172
Paloma School District	Maricopa	10	\$210	\$2,100	\$1,470	42.9%	\$500	\$2,163	23.8%	173	186
Tuba City USD	Coconino	9	\$222	\$2,000	\$2,700	-25.9%	\$0	\$0	0.0%	174	169
Valentine ESD	Mohave	6	\$333	\$2,000	\$1,400	42.9%	\$0	\$0	0.0%	174	190
Superior USD	Pinal	10	\$197	\$1,966	\$3,114	-36.9%	\$0	\$4,714	0.0%	176	163
Mobile ESD	Maricopa	5	\$360	\$1,800	\$1,600	12.5%	\$0	\$1,344	0.0%	177	185
Ganado USD	Apache	7	\$257	\$1,800	\$200	800.0%	\$0	\$200	0.0%	177	204
Yucca ESD	Mohave	2	\$850	\$1,700	\$0	100.0%	\$900	\$0	52.9%	179	208
Kayenta USD	Navajo	5	\$320	\$1,600	\$6,700	-76.1%	\$0	\$586	0.0%	180	141
Yavapai Accommodation School District #99	Yavapai	5	\$292	\$1,459	\$1,042	40.0%	\$424	\$1,516	29.1%	181	194
Santa Cruz ESD	Santa Cruz	4	\$350	\$1,400	\$200	600.0%	\$0	\$410	0.0%	182	204
Fort Huachuca Accommodation District	Cochise	4	\$350	\$1,400	\$2,800	-50.0%	\$927	\$3,436	66.2%	182	167
San Carlos USD	Gila	6	\$217	\$1,300	\$3,506	-62.9%	\$0	\$0	0.0%	184	159
Western Arizona Vocational Education	Mohave	4	\$320	\$1,280		100.0%	\$0		0.0%	185	208
Fort Thomas USD	Graham	3	\$400	\$1,200	\$1,935	-38.0%	\$0	\$0	0.0%	186	179
Double Adobe ESD	Cochise	4	\$300	\$1,200	\$2,600	-53.8%	\$919	\$1,118	76.6%	186	170
San Fernando ESD	Pima	3	\$333	\$1,000	\$2,450	-59.2%	\$0	\$1,141	0.0%	188	172
Salome Consolidated ESD	La Paz	3	\$333	\$1,000	\$1,450	-31.0%	\$1,000	\$400	100.0%	188	188
Sentinel ESD	Maricopa	3	\$333	\$1,000	\$600	66.7%	\$1,280	\$1,021	128.0%	188	199
Bouse ESD	La Paz	3	\$333	\$1,000	\$250	300.0%	\$1,000	\$250	100.0%	188	202
Mountain Insitute Joint Technical Education District	Yavapai	3	\$333	\$1,000		100.0%	\$0		0.0%	188	208
Wellton ESD	Yuma	2	\$450	\$900	\$1,700	-47.1%	\$720	\$1,688	80.0%	193	184
Solomon ESD	Graham	5	\$170	\$850	\$2,710	-68.6%	\$1,703	\$1,113	200.4%	194	168
Central Arizona Valley Institute of Technology	Pinal	2	\$400	\$800	\$800	0.0%	\$595	\$879	74.4%	195	197
Red Mesa USD	Apache	2	\$400	\$800	\$1,425	-43.9%	\$0	\$1,425	0.0%	195	189
Hackberry School District	Mohave	2	\$400	\$800	\$1,200	-33.3%	\$800	\$0	100.0%	195	192
Wenden ESD	La Paz	3	\$233	\$700		100.0%	\$0		0.0%	198	208
Bicentennial UHSD	La Paz	2	\$300	\$600		100.0%	\$267		44.5%	199	208
Stanfield ESD	Pinal	3	\$200	\$600	\$1,041	-42.4%	\$0	\$0	0.0%	199	195
McNeal ESD	Cochise	2	\$300	\$600	\$1,800	-66.7%	\$350	\$2,254	58.3%	199	182
Hillside ESD	Yavapai	1	\$400	\$400	\$600	-33.3%	\$100	\$0	25.0%	202	199
Sanders USD	Apache	1	\$200	\$200	\$200	0.0%	\$0	\$0	0.0%	204	204
Crown King ESD	Yavapai	1	\$200	\$200	\$800	-75.0%	\$589	\$438	294.4%	204	197
Greenlee County Accommodation District	Greenlee		\$0		\$0	0.0%		\$0	0.0%	206	208
Window Rock USD	Apache		\$0			0.0%			0.0%	206	208
Quartzsite ESD	La Paz		\$0		\$2,274	-100.0%		\$486	0.0%	206	174
Eagle ESD	Greenlee	0	\$0	\$0	\$0	0.0%	\$0	\$0	0.0%	206	208
Oracle ESD	Pinal		\$0		\$160,703	-100.0%		\$197,726	0.0%	206	40
East Valley Institute of Technology	Maricopa		\$0		\$47,352	-100.0%		\$28,471	0.0%	206	75
Bowie USD	Cochise		\$0		\$900	-100.0%		\$0	0.0%	206	196
Blue ESD	Greenlee	0	\$0	\$0	\$1,200	-100.0%	\$0	\$2,500	0.0%	206	192

APPENDIX I
2020 PUBLIC SCHOOL REPORT
BY SCHOOL DISTRICT

District Name	County	Number of Donors	Average per Donors	2020 Dollars Recieved	2019 Dollars Recieved	% Change	2020 Dollars Spent	2019 Dollars Spent	% of \$ Spent	2020 Rank	2019 Rank
Coconino Association for Vocation Industry and Technology	Coconino		\$0		\$400	-100.0%		\$400	0.0%	206	201
Valley Academy for Career and Techology Education	Yavapai	0	\$0	\$0	\$2,200	-100.0%	\$0	\$1,354	0.0%	206	175
Aguila ESD	Maricopa		\$0			0.0%			0.0%	206	208
Peach Springs USD	Mohave		\$0		\$0	0.0%		\$0	0.0%	206	208
Pine Strawberry ESD	Gila		\$0			0.0%			0.0%	206	208
Gila Bend USD	Maricopa		\$0			0.0%			0.0%	206	208
Gila County Regional District	Gila		\$0			0.0%			0.0%	206	208
Continental ESD	Pima		\$0		\$109,837	-100.0%		\$142,161	0.0%	206	53
Owens ESD	Mohave	0	\$0	\$0	\$246	-100.0%	\$0	\$622	0.0%	206	203
Cedar USD	Navajo		\$0		\$1,400	-100.0%		\$1,000	0.0%	206	190
Pinon USD	Navajo		\$0			0.0%			0.0%	206	208
Whiteriver USD	Navajo	0	\$0	\$0		0.0%	\$0		0.0%	206	208
Naco ESD	Cochise		\$0		\$1,459	-100.0%		\$515	0.0%	206	187

Note: Districts with no county listed have facilities in multiple counties.

APPENDIX II
2020 PUBLIC SCHOOL REPORT
BY CHARTER HOLDER

Charter Holder	County	Sum of Donors	Average Per Donor	2020 Dollars Received	2019 Dollars Received	% Change	2020 Dollars Spent	2019 Dollars Spent	% of \$ Spent	2020 Rank	2019 Rank
Paragon Management	Maricopa	982	\$279	\$273,890	\$610,400	-55.1%	\$698,738	\$903,253	255.1%	1	1
Keystone Montessori Charter School	Maricopa	241	\$991	\$238,777	\$245,682	-2.8%	\$238,777	\$245,682	100.0%	2	3
Scottsdale Preparatory Academy	Maricopa	545	\$352	\$191,965	\$217,604	-11.8%	\$191,965	\$217,604	100.0%	3	4
Archway Classical Academy Scottsdale	Maricopa	521	\$346	\$180,348	\$208,111	-13.3%	\$180,348	\$208,111	100.0%	4	5
Leman Academy of Excellence Inc		593	\$302	\$179,350	\$182,465	-1.7%	\$82,458	\$207,888	46.0%	5	8
Chandler Preparatory Academy	Maricopa	477	\$342	\$162,922	\$153,778	5.9%	\$162,922	\$153,778	100.0%	6	10
American Leadership Academy	Maricopa	645	\$244	\$157,595	\$163,584	-3.7%	\$157,594	\$163,583	100.0%	7	9
Arizona School For The Arts	Maricopa	426	\$351	\$149,585	\$149,316	0.2%	\$149,585	\$149,316	100.0%	8	11
Veritas Preparatory Academy	Maricopa	368	\$348	\$128,151	\$123,481	3.8%	\$128,151	\$123,481	100.0%	9	16
Glendale Preparatory Academy	Maricopa	344	\$362	\$124,555	\$124,564	0.0%	\$124,555	\$124,564	100.0%	10	14
Archway Classical Academy North Phoenix	Maricopa	317	\$346	\$109,689	\$108,455	1.1%	\$109,689	\$108,455	100.0%	11	20
Tempe Preparatory Academy	Maricopa	318	\$344	\$109,510	\$101,913	7.5%	\$109,510	\$101,913	100.0%	12	27
Trivium Preparatory Academy	Maricopa	320	\$337	\$107,986	\$109,027	-1.0%	\$107,986	\$109,027	100.0%	13	19
Khalsa Montessori Elementary Schools	Maricopa	176	\$611	\$107,569	\$123,244	-12.7%	\$51,573	\$90,282	47.9%	14	17
Anthem Preparatory Academy	Maricopa	310	\$342	\$106,017	\$118,434	-10.5%	\$106,017	\$118,434	100.0%	15	18
Academy of Mathematics and Science South	Maricopa	871	\$117	\$102,312	\$129,319	-20.9%	\$98,936	\$110,530	96.7%	16	12
Hermosa Montessori Charter School	Pima	166	\$611	\$101,356	\$188,993	-46.4%	\$101,356	\$188,993	100.0%	17	6
Villa Montessori Charter School	Maricopa	286	\$353	\$100,982	\$103,130	-2.1%	\$100,982	\$103,130	100.0%	18	26
Horizon Community Learning Center Secondary	Maricopa	407	\$243	\$98,846	\$252,360	-60.8%	\$118,576	\$356,838	120.0%	19	2
Archway Classical Academy Chandler	Maricopa	283	\$336	\$95,005	\$106,606	-10.9%	\$95,005	\$106,606	100.0%	20	24
Archway Classical Academy Veritas	Maricopa	256	\$356	\$91,216	\$124,467	-26.7%	\$91,216	\$124,467	100.0%	21	15
Archway Classical Academy Glendale	Maricopa	241	\$363	\$87,466	\$94,752	-7.7%	\$87,466	\$94,752	100.0%	22	30
Northland Preparatory Academy	Coconino	277	\$289	\$80,072	\$106,912	-25.1%	\$80,072	\$106,912	100.0%	23	23
Archway Classical Academy Lincoln	Maricopa	217	\$356	\$77,223	\$96,307	-19.8%	\$77,223	\$96,307	100.0%	24	29
Basis School - Scottsdale	Maricopa	183	\$421	\$76,960	\$54,275	41.8%	\$54,554	\$210,239	70.9%	25	59
Arete Preparatory Academy	Maricopa	227	\$325	\$73,709	\$84,845	-13.1%	\$73,709	\$84,845	100.0%	26	36
Khalsa Family Services	Pima	198	\$360	\$71,323	\$84,682	-15.8%	\$122,274	\$130,798	171.4%	27	37
Archway Classical Academy Cicero	Maricopa	213	\$324	\$68,992	\$77,678	-11.2%	\$68,992	\$77,678	100.0%	28	42
Little Lamb Community School	Maricopa	220	\$305	\$67,083	\$300	22261.0%	\$67,009	\$48,450	99.9%	29	322
Benchmark School, Inc.	Maricopa	169	\$387	\$65,441	\$40,868	60.1%	\$35,515	\$84,307	54.3%	30	73
Cicero Preparatory Academy	Maricopa	199	\$328	\$65,216	\$79,687	-18.2%	\$65,216	\$79,687	100.0%	31	41
Basis School - Phoenix	Maricopa	222	\$288	\$63,858	\$8,163	682.3%	\$53,776	\$217,651	84.2%	32	169
Desert Heights Charter Schools	Maricopa	788	\$81	\$63,643	\$108,111	-41.1%	\$63,643	\$108,111	100.0%	33	22
Lincoln Preparatory Academy	Maricopa	197	\$320	\$63,056	\$63,584	-0.8%	\$63,056	\$63,584	100.0%	34	52
Basis School - Chandler	Maricopa	178	\$348	\$62,000	\$61,234	1.3%	\$53,215	\$241,299	85.8%	35	53
Archway Classical Academy Arete	Maricopa	181	\$340	\$61,545	\$70,310	-12.5%	\$61,545	\$70,310	100.0%	36	44
Archway Classical Academy Trivium West	Maricopa	182	\$326	\$59,403	\$64,658	-8.1%	\$59,403	\$64,658	100.0%	37	51
Basis School - Tucson North	Pima	228	\$260	\$59,330	\$84,884	-30.1%	\$25,742	\$94,042	43.4%	38	35
North Phoenix Preparatory Academy	Maricopa	183	\$323	\$59,115	\$64,876	-8.9%	\$59,115	\$64,876	100.0%	39	50
Eduprize Schools, LLC		226	\$260	\$58,843	\$108,354	-45.7%	\$339,661	\$607,518	577.2%	40	21
Heritage Academy Queen Creek	Maricopa	350	\$165	\$57,905	\$126,664	-54.3%	\$57,905	\$126,664	100.0%	41	13
Florence Crittenton Services of Arizona	Maricopa	199	\$290	\$57,775	\$59,668	-3.2%	\$27,324	\$65,121	47.3%	42	55
Arizona Agribusiness & Equine Center, Inc.	Maricopa	208	\$277	\$57,582	\$66,010	-12.8%	\$19,419	\$70,037	33.7%	43	48
Benjamin Franklin Charter School	Maricopa	234	\$244	\$57,194	\$85,444	-33.1%	\$14,673	\$59,208	25.7%	44	34

APPENDIX II
2020 PUBLIC SCHOOL REPORT
BY CHARTER HOLDER

Charter Holder	County	Sum of Donors	Average Per Donor	2020 Dollars Received	2019 Dollars Received	% Change	2020 Dollars Spent	2019 Dollars Spent	% of \$ Spent	2020 Rank	2019 Rank
San Tan Montessori School	Maricopa	204	\$277	\$56,565	\$101,568	-44.3%	\$56,565	\$101,568	100.0%	45	28
Maryvale Preparatory Academy	Maricopa	207	\$259	\$53,661	\$50,844	5.5%	\$53,661	\$50,844	100.0%	46	62
Basis School - Prescott	Yavapai	176	\$288	\$50,714	\$67,926	-25.3%	\$119,738	\$201,605	236.1%	47	45
Candeo Schools	Maricopa	142	\$347	\$49,250	\$26,710	84.4%	\$49,250	\$29,560	100.0%	48	94
James Madison Preparatory School	Maricopa	190	\$259	\$49,177	\$38,670	27.2%	\$49,177	\$38,670	100.0%	49	75
Basis School - Flagstaff	Coconino	143	\$344	\$49,155	\$67,354	-27.0%	\$116,294	\$200,868	236.6%	50	46
Flagstaff Junior Academy	Coconino	234	\$202	\$47,175	\$60,052	-21.4%	\$29,369	\$148,191	62.3%	51	54
Heritage Academy	Maricopa	256	\$177	\$45,392	\$186,888	-75.7%	\$45,392	\$186,888	100.0%	52	7
Archway Classical Academy Trivium	Maricopa	138	\$320	\$44,118	\$48,380	-8.8%	\$44,118	\$48,380	100.0%	53	67
Odyssey Preparatory Academy, The	Maricopa	173	\$247	\$42,667	\$105,376	-59.5%	\$42,467	\$105,376	99.5%	54	25
University Public Schools - ASU Prep Academy - Polytechnic	Maricopa	72	\$538	\$38,728	\$66,574	-41.8%	\$149,735	\$31,939	386.6%	55	47
Basis School - Peoria	Maricopa	99	\$362	\$35,861	\$70,558	-49.2%	\$22,917	\$136,796	63.9%	56	43
Horizon Community Learning Center Elementary	Maricopa	465	\$76	\$35,564	\$93,228	-61.9%	\$42,163	\$78,996	118.6%	57	31
Leading Edge Academy	Maricopa	132	\$263	\$34,670	\$52,377	-33.8%	\$34,670	\$33,874	100.0%	58	61
City Center for Collaborative Learning	Pima	139	\$248	\$34,407	\$80,750	-57.4%	\$53,717	\$78,228	156.1%	59	40
Kingman Academy of Learning	Mohave	124	\$275	\$34,107	\$88,298	-61.4%	\$60,641	\$154,645	177.8%	60	32
Tucson Country Day School	Pima	105	\$318	\$33,359	\$55,463	-39.9%	\$33,359	\$55,463	100.0%	61	58
Basis School - Oro Valley	Pima	104	\$314	\$32,612	\$48,893	-33.3%	\$14,829	\$107,804	45.5%	62	66
Basis Charter Schools	Maricopa	115	\$283	\$32,570	\$33,029	\$0	\$205,024	\$287,214	629.5%	63	85
Daisy Education - Sonoran Science Academy, Tucson	Pima	151	\$213	\$32,132	\$35,434	-9.3%	\$32,132	\$35,434	100.0%	64	80
Basis School - Mesa	Maricopa	92	\$348	\$31,971	\$22,861	39.8%	\$130,642	\$196,983	408.6%	65	105
Legacy Traditional Charter School - Chandler	Maricopa	89	\$354	\$31,545	\$32,633	-3.3%	\$31,545	\$32,633	100.0%	66	86
Challenge School, Inc.	Maricopa	195	\$158	\$30,826	\$65,689	-53.1%	\$22,351	\$65,689	72.5%	67	49
Daisy Education - Sonoran Science Academy		103	\$293	\$30,209	\$50,146	\$0	\$30,209	\$50,146	100.0%	68	63
Mountain School, Inc.	Coconino	131	\$230	\$30,150	\$46,275	-34.8%	\$50,743	\$46,275	168.3%	69	70
Academy of Mathematics and Science	Pima	169	\$175	\$29,609	\$83,524	-64.6%	\$19,505	\$70,534	65.9%	70	38
Allen-Cochran Enterprises, Inc.	Maricopa	150	\$197	\$29,563	\$53,585	-44.8%	\$19,939	\$56,806	67.4%	71	60
Sage Academy	Maricopa	119	\$243	\$28,907	\$38,884	-25.7%	\$12,988	\$1,702	44.9%	72	74
Legacy Traditional School - Northwest Tucson	Pima	83	\$341	\$28,319	\$45,871	-38.3%	\$28,319	\$45,871	100.0%	73	71
Edkey - Pathfinder Academy		108	\$259	\$28,000	\$49,094	-43.0%	\$13,064	\$42,238	46.7%	74	65
Vista College Preparatory, Inc.	Maricopa	67	\$417	\$27,954	\$27,650	1.1%	\$3,553	\$27,650	12.7%	75	93
Basis School - Ahwatukee	Maricopa	83	\$334	\$27,709	\$17,569	57.7%	\$24,379	\$146,000	88.0%	76	121
Franklin Phonetic Primary School, Inc.		115	\$236	\$27,170	\$26,552	2.3%	\$31,496	\$55,781	115.9%	77	97
Mary Ellen Halvorson Education Foundation - Tri-City College Prep High School	Yavapai	65	\$373	\$24,218	\$18,115	33.7%	\$12,186	\$24,638	50.3%	78	119
Basis School - Scottsdale Primary	Maricopa	65	\$351	\$22,836	\$34,206	-33.2%	\$278,301	\$350,716	1218.7%	79	82
Choice Academies	Maricopa	108	\$209	\$22,569	\$47,773	-52.8%	\$21,072	\$63,852	93.4%	80	68
Academy of Tucson, Inc.	Pima	113	\$187	\$21,167	\$49,181	-57.0%	\$21,167	\$49,181	100.0%	81	64
Montessori Schoolhouse of Tucson, Inc.	Pima	64	\$327	\$20,950	\$25,650	-18.3%	\$9,310	\$20,976	44.4%	82	100
Basis School - Chandler Primary North Campus	Maricopa	69	\$303	\$20,876	\$21,193	-1.5%	\$213,474	\$238,287	1022.6%	83	109
Basis School - Chandler Primary South Campus	Maricopa	130	\$159	\$20,708	\$22,742	-8.9%	\$147,376	\$212,488	711.7%	84	106
Arizona Autism Charter School, Inc.	Maricopa	51	\$400	\$20,380	\$25,210	-19.2%	\$25,692	\$26,905	126.1%	85	102
Mesa Arts Academy	Maricopa	86	\$235	\$20,172	\$19,456	3.7%	\$20,172	\$26,156	100.0%	86	116
Legacy Traditional School - Surprise	Maricopa	61	\$329	\$20,077	\$29,215	-31.3%	\$20,077	\$29,215	100.0%	87	91
Success School	Maricopa	74	\$270	\$19,970	\$31,915	-37.4%	\$19,970	\$31,915	100.0%	88	88

APPENDIX II
2020 PUBLIC SCHOOL REPORT
BY CHARTER HOLDER

Charter Holder	County	Sum of Donors	Average Per Donor	2020 Dollars Received	2019 Dollars Received	% Change	2020 Dollars Spent	2019 Dollars Spent	% of \$ Spent	2020 Rank	2019 Rank
Heritage Academy Maricopa	Maricopa	175	\$114	\$19,875			\$1	\$19,875	100.0%	89	335
Ball Charter Schools - Val Vista	Maricopa	74	\$266	\$19,715	\$21,165	-6.9%	\$19,715	\$21,165	100.0%	90	110
Basis School - Oro Valley Primary	Pima	68	\$282	\$19,182	\$22,380	-14.3%	\$197,482	\$285,719	1029.5%	91	107
University Public Schools - ASU Prep Academy - Phoenix		40	\$469	\$18,772	\$47,132	-60.2%	\$122,593	\$21,237	653.1%	92	69
Masada Charter School	Mohave	71	\$259	\$18,382	\$19,704	-6.7%	\$6,214	\$12,310	33.8%	93	115
Sedona Charter School	Yavapai	50	\$364	\$18,175	\$26,251	-30.8%	\$18,175	\$29,070	100.0%	94	99
Bright Beginnings School	Maricopa	52	\$346	\$17,975	\$26,572	-32.4%	\$9,881	\$11,165	55.0%	95	96
Basis School - Scottsdale Primary - West Campus	Maricopa	51	\$349	\$17,795	\$18,845	\$0	\$151,920	\$190,611	853.7%	96	118
Reid Traditional Schools' Valley Academy	Maricopa	53	\$334	\$17,726	\$33,252	-46.7%	\$16,976	\$33,252	95.8%	97	83
Montessori Education Centre Charter School	Maricopa	63	\$280	\$17,614	\$32,168	-45.2%	\$23,391	\$31,580	132.8%	98	87
Satori, Inc.	Pima	57	\$306	\$17,440	\$19,765	-11.8%	\$40,370	\$41,325	231.5%	99	114
Valley of the Sun Waldorf Education Association-Desert Marigold School	Maricopa	59	\$287	\$16,918	\$26,693	-36.6%	\$8,829	\$21,219	52.2%	100	95
Pine Forest Education Association	Coconino	57	\$294	\$16,750	\$23,299	-28.1%	\$4,592	\$6,653	27.4%	101	104
Arizona Montessori Charter School at Anthem	Maricopa	60	\$276	\$16,572	\$28,816	-42.5%	\$17,050	\$22,247	102.9%	102	92
Basis School - Peoria Primary	Maricopa	58	\$286	\$16,567	\$35,189	-52.9%	\$202,687	\$280,405	1223.4%	103	81
Math and Science Success Academy	Pima	196	\$84	\$16,476	\$56,819	-71.0%	\$14,654	\$54,030	88.9%	104	57
Academy of Math and Science, Inc.	Maricopa	116	\$142	\$16,430	\$37,598	-56.3%	\$16,430	\$29,727	100.0%	105	77
Legacy Traditional School - East Mesa	Maricopa	51	\$320	\$16,320	\$11,458	42.4%	\$16,320	\$11,458	100.0%	106	146
Challenger Basic School, Inc.	Maricopa	57	\$282	\$16,092	\$15,519	3.7%	\$4,839	\$16,873	30.1%	107	128
Ball Charter Schools - Dobson	Maricopa	60	\$266	\$15,972	\$13,804	15.7%	\$15,972	\$13,804	100.0%	108	131
Basis School - Goodyear	Maricopa	44	\$354	\$15,575	\$15,983	-2.6%	\$8,282	\$38,615	53.2%	109	123
Legacy Traditional Charter School - Peoria	Maricopa	42	\$369	\$15,491	\$15,744	-1.6%	\$15,491	\$15,744	100.0%	110	126
Legacy Traditional School - Gilbert	Maricopa	46	\$329	\$15,142	\$24,255	-37.6%	\$15,142	\$24,255	100.0%	111	103
Legacy Traditional School - Glendale	Maricopa	44	\$339	\$14,916	\$26,384	-43.5%	\$14,916	\$26,384	100.0%	112	98
New Learning Ventures INC	Maricopa	32	\$454	\$14,540	\$3,585	\$3	\$14,540	\$2,407	100.0%	113	216
Blue Adobe Project	Pima	39	\$364	\$14,200	\$7,700	84.4%	\$704	\$7,700	5.0%	114	173
Scottsdale Country Day School	Maricopa	36	\$391	\$14,088	\$30,100	-53.2%	\$9,982	\$47,122	70.9%	115	90
Noah Webster Basic School-Mesa	Maricopa	123	\$114	\$14,065	\$82,705	-83.0%	\$14,065	\$82,705	100.0%	116	39
Montessori Day Public Schools Chartered	Maricopa	79	\$171	\$13,480	\$21,349	-36.9%	\$9,020	\$23,146	66.9%	117	108
New School for the Arts	Maricopa	44	\$305	\$13,400	\$16,897	-20.7%	\$13,400	\$16,897	100.0%	118	122
Haven Montessori Children's House	Coconino	40	\$335	\$13,382	\$20,252	-33.9%	\$11,205	\$19,452	83.7%	119	112
Legacy Traditional Charter School - Queen Creek	Maricopa	40	\$333	\$13,325	\$11,933	11.7%	\$13,325	\$11,933	100.0%	120	142
Santa Cruz Valley Opportunities in Education	Santa Cruz	43	\$305	\$13,125	\$11,800	11.2%	\$7,821	\$10,752	59.6%	121	143
Ridgeline Academy, A Challenge Foundation Academy	Maricopa	38	\$342	\$12,995	\$59,596	-78.2%	\$12,995	\$59,596	100.0%	122	56
Metropolitan Arts Institute	Maricopa	47	\$273	\$12,841	\$15,815	-18.8%	\$7,400	\$22,075	57.6%	123	124
Freedom Academy, Inc	Maricopa	40	\$315	\$12,582	\$33,153	-62.0%	\$1,551	\$33,153	12.3%	124	84
Imagine Middle at East Mesa	Maricopa	43	\$275	\$11,843	\$35,849	-67.0%	\$17,555	\$37,687	148.2%	125	78
Flagstaff Montessori, LLC	Coconino	31	\$365	\$11,328	\$15,579	-27.3%	\$4,975	\$13,995	43.9%	126	127
Legacy Traditional School - Avondale	Maricopa	35	\$320	\$11,207	\$14,536	-22.9%	\$11,207	\$14,536	100.0%	127	129
Basis School - Phoenix Central	Maricopa	44	\$249	\$10,960	\$8,163	34.3%	\$202,815	\$217,651	1850.5%	128	169
Self Development Charter School	Maricopa	36	\$303	\$10,920	\$12,866	-15.1%	\$10,920	\$12,866	100.0%	129	135
Ball Charter Schools - Hearn	Maricopa	39	\$267	\$10,417	\$8,770	18.8%	\$10,417	\$8,770	100.0%	130	166
Nosotros Academy	Pima	33	\$315	\$10,385	\$12,585	-17.5%	\$10,385	\$12,585	100.0%	131	136
Presidio School - Tucson	Pima	30	\$339	\$10,179	\$20,900	-51.3%	\$13,941	\$16,015	137.0%	132	111

APPENDIX II
2020 PUBLIC SCHOOL REPORT
BY CHARTER HOLDER

Charter Holder	County	Sum of Donors	Average Per Donor	2020 Dollars Received	2019 Dollars Received	% Change	2020 Dollars Spent	2019 Dollars Spent	% of \$ Spent	2020 Rank	2019 Rank
Noah Webster Basic School-Pima	Maricopa	74	\$135	\$9,990	\$42,655	-76.6%	\$9,990	\$42,655	100.0%	133	72
University Public Schools - ASU Preparatory Academy Digital	Maricopa	36	\$270	\$9,736	\$8,471	14.9%	\$14,239	\$6,835	146.2%	134	167
Kaizen Education Foundation - Mission Heights Preparatory High School	Pinal	28	\$346	\$9,700	\$9,050	7.2%	\$7,877	\$3,469	81.2%	135	160
The Grande Innovation Academy	Pinal	37	\$258	\$9,546	\$11,217	-14.9%	\$9,546	\$11,217	100.0%	136	147
Desert Star Community School	Yavapai	30	\$309	\$9,270	\$10,542	-12.1%	\$90	\$10,542	1.0%	137	152
Heritage Academy Laveen	Maricopa	120	\$77	\$9,223	\$35,680	-74.2%	\$9,223	\$35,680	100.0%	138	79
Legacy Traditional Charter School - N Chandler	Maricopa	25	\$360	\$9,003	\$8,949	0.6%	\$9,003	\$8,949	100.0%	139	162
Empower College Prep	Maricopa	29	\$308	\$8,942	\$12,386	-27.8%	\$3,442	\$12,386	38.5%	140	139
Edge School, The	Pima	26	\$342	\$8,900	\$15,807	-43.7%	\$3,744	\$16,142	42.1%	141	125
Edkey - Sequoia Ranch School	Maricopa	26	\$340	\$8,850	\$10,950	-19.2%	\$0	\$4,572	0.0%	142	151
Cambridge Academy East, Inc	Maricopa	39	\$218	\$8,500	\$19,098	-55.5%	\$1,050	\$19,098	12.4%	143	117
Telesis Center for Learning	Mohave	18	\$459	\$8,262	\$12,509	-34.0%	\$6,499	\$12,509	78.7%	144	137
Happy Valley School, Inc	Maricopa	24	\$343	\$8,228	\$10,284	-20.0%	\$3,754	\$10,284	45.6%	145	153
Arizona Language Preparatory	Maricopa	22	\$364	\$8,000	\$7,500	6.7%	\$2,137	\$0	26.7%	146	178
Edison Project	Maricopa	91	\$83	\$7,579	\$25,224	-\$1	\$12,028	\$33,300	158.7%	147	101
Reid Traditional Schools' Painted Rock Academy	Maricopa	30	\$247	\$7,420	\$13,840	-46.4%	\$6,970	\$13,840	93.9%	148	130
Carden of Tucson	Pima	20	\$370	\$7,400	\$7,400	100.0%	\$6,000	\$0	81.1%	149	335
Basis School - Tucson Primary	Pima	26	\$282	\$7,325	\$85,907	-91.5%	\$260,375	\$399,167	3554.6%	150	33
Casa Academy	Maricopa	19	\$372	\$7,075	\$2,500	183.0%	\$7,075	\$1,892	100.0%	151	230
Stepping Stones Academy	Maricopa	19	\$361	\$6,850	\$7,576	-9.6%	\$6,850	\$7,576	100.0%	152	176
PORTABLE PRACTICAL EDUCATIONAL PREPARATION and INC. (PPEP and INC.)		33	\$197	\$6,501	\$8,920	-27.1%	\$2,059	\$3,422	31.7%	153	163
Pointe Educational Services	Maricopa	28	\$229	\$6,420	\$5,988	7.2%	\$6,420	\$5,988	100.0%	154	188
Desert Sky Community School	Pima	21	\$305	\$6,400	\$9,314	-31.3%	\$0	\$9,634	0.0%	155	158
Legacy Traditional Charter School - Maricopa	Pinal	18	\$339	\$6,100	\$8,251	-26.1%	\$6,100	\$8,251	100.0%	156	168
Open Doors Community School	Pima	18	\$337	\$6,060	\$7,800	-22.3%	\$5,753	\$7,800	94.9%	157	171
Tucson International Academy, Inc.	Pima	19	\$306	\$5,811	\$5,332	9.0%	\$810	\$5,332	13.9%	158	193
Skyview School, Inc.	Yavapai	25	\$229	\$5,735	\$10,250	-44.0%	\$35,964	\$36,809	627.1%	159	154
Academy of Building Industries	Mohave	17	\$332	\$5,642	\$4,875	15.7%	\$5,642	\$4,875	100.0%	160	200
Great Expectations Academy	Pima	16	\$350	\$5,600	\$7,752	-27.8%	\$4,000	\$7,752	71.4%	161	172
Country Gardens Charter Schools	Maricopa	18	\$311	\$5,595	\$11,652	-52.0%	\$5,595	\$11,652	100.0%	162	144
Edkey - Arizona Conservatory for Arts & Academics	Maricopa	20	\$270	\$5,392	\$12,425	-56.6%	\$1,860	\$13,542	34.5%	163	138
Western School of Science and Technology - A Challenge Foundation AC	Maricopa	23	\$234	\$5,385	\$5,325	1.1%	\$5,385	\$5,325	100.0%	164	194
Research Based Education - Paulden Community School	Maricopa	16	\$329	\$5,260	\$5,530	-4.9%	\$797	\$2,182	15.2%	165	191
Concordia Charter School, Inc.	Maricopa	16	\$325	\$5,200	\$5,128	1.4%	\$5,200	\$5,128	100.0%	166	197
La Tierra Community School	Yavapai	19	\$274	\$5,200	\$9,718	-46.5%	\$15,069	\$6,103	289.8%	166	156
Center for Academic Success	Cochise	27	\$192	\$5,191	\$6,900	-24.8%	\$4,769	\$4,276	91.9%	168	182
Basis School - Phoenix South	Maricopa	18	\$283	\$5,100	\$11,568	-55.9%	\$150,752	\$151,120	2955.9%	169	145
Compass Points International	Yavapai	18	\$281	\$5,050	\$6,245	-19.1%	\$5,728	\$6,245	113.4%	170	186
American Leadership Academy South	Maricopa	15	\$330	\$4,950	\$2,600	90.4%	\$4,950	\$2,600	100.0%	171	228
Mountain Oak Charter School, Inc.	Yavapai	16	\$303	\$4,850	\$13,450	-63.9%	\$5,068	\$20,126	104.5%	172	134
Daisy Education - Sonoran Science Academy, Peoria	Maricopa	11	\$437	\$4,805	\$4,880	-1.5%	\$4,805	\$4,880	100.0%	173	199
Mingus Springs Charter School	Yavapai	18	\$261	\$4,700	\$9,231	-49.1%	\$0	\$6,961	0.0%	174	159
Legacy Traditional Charter School - Casa Grande	Pinal	15	\$313	\$4,700	\$6,300	-25.4%	\$4,700	\$6,300	100.0%	174	185
Ha:San Education Services	Pima	15	\$310	\$4,650	\$2,050	126.8%	\$4,650	\$2,050	100.0%	176	242

APPENDIX II
2020 PUBLIC SCHOOL REPORT
BY CHARTER HOLDER

Charter Holder	County	Sum of Donors	Average Per Donor	2020 Dollars Received	2019 Dollars Received	% Change	2020 Dollars Spent	2019 Dollars Spent	% of \$ Spent	2020 Rank	2019 Rank
Leading Edge Academy Queen Creek	Maricopa	37	\$126	\$4,649	\$9,017	-48.4%	\$4,649	\$9,167	100.0%	177	161
Legacy Traditional Charter School - Laveen	Maricopa	14	\$318	\$4,450	\$5,535	-19.6%	\$4,450	\$5,535	100.0%	178	190
Peak School, The	Coconino	9	\$467	\$4,200	\$2,582	62.7%	\$463	\$2,241	11.0%	179	229
Legacy Traditional School - Phoenix	Maricopa	15	\$272	\$4,074	\$3,935	3.5%	\$4,074	\$3,935	100.0%	180	209
American Leadership Academy North	Maricopa	12	\$335	\$4,018	\$3,772	6.5%	\$4,018	\$3,772	100.0%	181	211
Legacy Traditional School - West Surprise	Maricopa	12	\$332	\$3,980	\$1	\$3,980	\$1	\$3,980	100.0%	182	335
Mexicayotl Academy, Inc.		33	\$120	\$3,945	\$4,494	-12.2%	\$0	\$5,115	0.0%	183	203
Kaizen Education Foundation - Liberty Arts Academy	Maricopa	14	\$281	\$3,932	\$7,611	-48.3%	\$331	\$2,989	8.4%	184	175
East Mesa Charter Elementary School	Maricopa	33	\$118	\$3,906	\$11,164	-65.0%	\$405	\$5,764	10.4%	185	148
Step Up Schools	Maricopa	12	\$317	\$3,800	\$4,013	-5.3%	\$4,106	\$4,013	108.0%	186	206
Twenty First Century Charter School - Bennett Academy	Maricopa	11	\$344	\$3,784	\$3,600	5.1%	\$3,784	\$3,600	100.0%	187	214
Edkey - Sequoia Choice Schools		10	\$370	\$3,700	\$3,445	7.4%	\$722	\$604	19.5%	188	219
Crown Charter School, Inc.	Maricopa	17	\$215	\$3,650	\$4,350	-16.1%	\$3,650	\$4,350	100.0%	189	204
Painted Pony Ranch Charter School	Yavapai	12	\$296	\$3,550	\$3,740	-5.1%	\$3,550	\$16,658	100.0%	190	212
Highland Free School	Pima	14	\$250	\$3,500	\$10,970	-68.1%	\$3,500	\$10,493	100.0%	191	150
Imagine Preparatory Surprise	Maricopa	17	\$203	\$3,448	\$8,800	-60.8%	\$3,448	\$8,800	100.0%	192	165
Acorn Montessori Charter School	Yavapai	12	\$278	\$3,338	\$6,747	-50.5%	\$3,338	\$6,747	100.0%	193	183
Bell Canyon Charter School, Inc.	Maricopa	12	\$275	\$3,300	\$7,550	-56.3%	\$3,864	\$7,949	117.1%	194	177
The French American Academy of Arizona	Maricopa	11	\$298	\$3,275	\$3,400	\$0	\$225	\$3,400	6.9%	195	220
CAFA - Learning Foundation and Performing Arts Gilbert	Maricopa	13	\$246	\$3,200	\$0	100.0%	\$3,200	\$0	100.0%	196	335
Painted Desert Demonstration Projects, Inc.	Coconino	11	\$280	\$3,080	\$3,723	-17.3%	\$3,080	\$2,289	100.0%	197	213
Victory Collegiate Academy Corporation	Maricopa	10	\$285	\$2,850	\$4,930	-42.2%	\$2,850	\$4,930	100.0%	198	198
Cochise Community Development Corporation	Cochise	8	\$348	\$2,780	\$4,051	-31.4%	\$2,780	\$700	100.0%	199	205
Kaizen Education Foundation - Havasu Preparatory Academy	Mohave	7	\$379	\$2,650	\$3,989	-33.6%	\$0	\$1,359	0.0%	200	207
New World Educational Center	Maricopa	11	\$232	\$2,555	\$10,099	-74.7%	\$3,493	\$10,099	136.7%	201	155
Happy Valley School East	Pinal	8	\$313	\$2,500	\$1,746	43.2%	\$2,500	\$1,746	100.0%	202	253
Collaborative Pathways, Inc.	Pima	8	\$313	\$2,500	\$8,858	-71.8%	\$7,315	\$8,858	292.6%	202	164
Destiny School, Inc.	Gila	9	\$272	\$2,446	\$3,965	-38.3%	\$1,315	\$3,965	53.8%	204	208
Highland Prep	Maricopa	8	\$300	\$2,400	\$3,000	-20.0%	\$2,400	\$3,000	100.0%	205	223
Midtown Primary School	Maricopa	9	\$267	\$2,400	\$2,630	-8.7%	\$4,344	\$8,395	181.0%	205	227
Tucson Youth Development - ACE Charter High School	Pima	7	\$343	\$2,400	\$2,700	-11.1%	\$2,400	\$2,486	100.0%	205	226
Kaizen Education Foundation - Gilbert Arts Public Charter Academy	Maricopa	11	\$212	\$2,330	\$4,741	-50.9%	\$0	\$5,412	0.0%	208	202
American Heritage Academy	Yavapai	7	\$319	\$2,230	\$7,289	-69.4%	\$224	\$6,277	10.0%	209	180
Blueprint Education	Maricopa	8	\$275	\$2,200	\$1,620	35.8%	\$1,200	\$1,620	54.5%	210	256
PLC Charter Schools	Maricopa	8	\$271	\$2,168	\$3,350	-35.3%	\$4,360	\$8,768	201.1%	211	222
Kaizen Educaton Foundation - Discover U Elementary	Maricopa	5	\$420	\$2,100	\$2,100	0.0%	\$607	\$898	28.9%	212	238
Espiritu Community Development Corporation	Maricopa	3	\$667	\$2,002	\$6,341	-68.4%	\$4,400	\$6,341	219.8%	213	184
Pima Prevention Partnership - Pima Partnership School	Pima	7	\$286	\$2,000	\$1,180	69.5%	\$2,000	\$1,180	100.0%	214	276
Vector School District - Vector Prep and Arts Academy	Maricopa	8	\$250	\$2,000	\$150	1233.3%	\$2,000	\$150	100.0%	214	333
Edkey - Sequoia Pathway Academy	Maricopa	8	\$245	\$1,960	\$11,100	-82.3%	\$3,018	\$16,811	154.0%	216	149
Triumphant Learning Center	Graham	6	\$310	\$1,859	\$2,184	-14.9%	\$13,463	\$2,184	724.2%	217	237
All Aboard Charter School	Maricopa	7	\$257	\$1,801	\$1,800	0.1%	\$0	\$0	0.0%	218	250
Imagine Desert West Middle	Maricopa	5	\$360	\$1,800	\$600	200.0%	\$1,570	\$1,398	87.2%	219	296
Phoenix Advantage Charter School	Maricopa	5	\$360	\$1,800	\$540	233.3%	\$0	\$540	0.0%	219	301

APPENDIX II
2020 PUBLIC SCHOOL REPORT
BY CHARTER HOLDER

Charter Holder	County	Sum of Donors	Average Per Donor	2020 Dollars Received	2019 Dollars Received	% Change	2020 Dollars Spent	2019 Dollars Spent	% of \$ Spent	2020 Rank	2019 Rank
Madison Highland Prep	Maricopa	7	\$257	\$1,800	\$4,775	-62.3%	\$1,800	\$4,775	100.0%	219	201
AZ Compass Schools	Maricopa	9	\$190	\$1,710	\$1,480	15.5%	\$1,710	\$1,480	100.0%	222	265
Patagonia Montessori Elementary School	Santa Cruz	7	\$243	\$1,700	\$2,500	-32.0%	\$1,700	\$2,500	100.0%	223	230
Fountain Hills Charter School	Maricopa	5	\$339	\$1,693	\$1,912	-11.5%	\$1,693	\$1,912	100.0%	224	245
Career Success Schools	Maricopa	6	\$267	\$1,600	\$1,540	3.9%	\$1,283	\$1,393	80.2%	225	262
A Center for Creative Education	Yavapai	5	\$320	\$1,600	\$5,400	-70.4%	\$3,884	\$2,646	242.8%	225	192
Estrella Educational Foundation	Maricopa	5	\$320	\$1,600	\$1,305	22.6%	\$0	\$1,305	0.0%	225	270
Young Scholar's Academy Charter School	Mohave	5	\$310	\$1,550	\$1,550	0.0%	\$1,550	\$1,685	100.0%	228	260
Self Development Academy-Phoenix	Maricopa	7	\$221	\$1,550	\$1,543	0.5%	\$1,550	\$1,543	100.0%	228	261
American Charter Schools Foundation (Sun Valley High School)	Maricopa	5	\$302	\$1,510	\$810	86.4%	\$0	\$42	0.0%	230	289
Prescott Valley Charter School	Yavapai	4	\$375	\$1,500	\$2,000	-25.0%	\$1,500	\$2,000	100.0%	231	244
Aprender Tucson	Pima	6	\$250	\$1,500		100.0%	\$1,500		100.0%	231	335
Science Technology Engineering and Math Arizona	Pima	6	\$246	\$1,475	\$2,200	\$0	\$0	\$2,200	0.0%	233	236
Portable Practical Education Preparation, Arizona Virtual Academy	Maricopa	5	\$286	\$1,432		100.0%	\$0		0.0%	234	335
Imagine Preparatory Superstition	Maricopa	5	\$281	\$1,406		100.0%	\$1,030		73.3%	235	335
Cornerstone Charter School	Maricopa	5	\$280	\$1,400	\$1,760	-20.5%	\$263	\$300	18.8%	236	252
Imagine Avondale Elementary	Maricopa	4	\$350	\$1,400	\$3,547	-60.5%	\$1,400	\$3,547	100.0%	236	217
American Charter Schools Foundation d.b.a Crestview College Preparatory	Maricopa	4	\$350	\$1,400	\$1,000	40.0%	\$0	\$0	0.0%	236	281
American Charter Schools Foundation d.b.a Apache Trail High School	Maricopa	4	\$350	\$1,400	\$1,000	40.0%	\$0	\$154	0.0%	236	281
Harvest Power Community Development Group, Inc		4	\$345	\$1,380	\$1,875	-26.4%	\$1,380	\$1,875	100.0%	240	247
Discovery Plus Academy	Graham	4	\$308	\$1,232	\$1,650	-25.3%	\$880	\$1,490	71.4%	241	254
Mt Turnbull Academy	Graham	3	\$400	\$1,200	\$0	\$1	\$0	\$0	0.0%	242	335
Daisy Education - Sonoran Science Academy, Phoenix	Maricopa	3	\$400	\$1,200	\$7,236	-83.4%	\$1,200	\$7,236	100.0%	242	181
Leading Edge Academy Maricopa	Pinal	4	\$300	\$1,200	\$12,230	-90.2%	\$1,200	\$8,744	100.0%	242	140
Edkey - Sequoia Charter School	Maricopa	4	\$300	\$1,200	\$1,900	-36.8%	\$2,416	\$538	201.3%	242	246
American Basic Schools	Maricopa	4	\$300	\$1,200	\$800	50.0%	\$1,200	\$800	100.0%	242	290
EAGLE South Mountain Charter	Maricopa	3	\$400	\$1,200	\$2,100	-42.9%	\$1,200	\$2,100	100.0%	242	238
Morrison Education Group, Inc.	Maricopa	4	\$300	\$1,200	\$1,838	-34.7%	\$1,200	\$1,838	100.0%	242	248
Juniper Tree Academy	Yuma	3	\$400	\$1,200	\$950	26.3%	\$0	\$2,582	0.0%	242	284
StrengthBuilding Partners	Pima	3	\$400	\$1,200	\$3,376	-64.5%	\$1,253	\$3,250	104.4%	242	221
American Charter Schools Foundation d.b.a South Ridge High School	Maricopa	3	\$367	\$1,100	\$1,400	-21.4%	\$1,050	\$1,943	95.5%	251	268
Basis School - Goodyear Primary	Maricopa	9	\$116	\$1,043	\$3,596	-71.0%	\$133,405	\$208,533	12790.5%	252	215
CPLC Community Schools-Toltecali High School	Pima	4	\$250	\$1,000	\$6,168	-83.8%	\$1,000	\$6,189	100.0%	253	187
Deer Valley Charter Schools	Maricopa	3	\$333	\$1,000		100.0%	\$1,000		100.0%	253	335
Kaizen Education Foundation - South Pointe Junior High School	Maricopa	1	\$1,000	\$1,000	\$500	100.0%	\$0	\$385	0.0%	253	302
University Public Schools - ASU Preparatory Academy	Maricopa	1	\$950	\$950	\$5,562	-82.9%	\$6,082	\$3,580	640.2%	256	189
Challenge Foundation Academies of Arizona, Inc.	Maricopa	4	\$225	\$900	\$400	125.0%	\$900	\$400	100.0%	257	305
Edkey - Sequoia Village School	Navajo	3	\$288	\$865	\$3,797	-77.2%	\$580	\$2,945	67.1%	258	210
Kaizen Education Foundation - Summit High School	Maricopa	4	\$205	\$820	\$400	105.0%	\$0	\$0	0.0%	259	305
New School for the Arts Middle School	Maricopa	3	\$267	\$800	\$0	100.0%	\$800	\$0	100.0%	260	335
Kaizen Education Foundation - El Dorado High School	Maricopa	3	\$267	\$800	\$899	-11.0%	\$0	\$1,234	0.0%	260	288
Yuma Private Industry Council	Yuma	1	\$800	\$800	\$0	100.0%	\$0	\$0	0.0%	260	335
Southgate Academy	Pima	2	\$400	\$800	\$1,533	-47.8%	\$800	\$1,533	100.0%	260	263
Camelback Education	Maricopa	4	\$200	\$800	\$1,200	-33.3%	\$800	\$1,200	100.0%	260	272

APPENDIX II
2020 PUBLIC SCHOOL REPORT
BY CHARTER HOLDER

Charter Holder	County	Sum of Donors	Average Per Donor	2020 Dollars Received	2019 Dollars Received	% Change	2020 Dollars Spent	2019 Dollars Spent	% of \$ Spent	2020 Rank	2019 Rank
Pima County	Pima	2	\$400	\$800	\$400	100.0%	\$800	\$400	100.0%	260	305
Kaizen Education Foundation - Skyview High School	Pima	2	\$400	\$800	\$1,100	-27.3%	\$0	\$410	0.0%	260	277
Edkey - Sequoia School for the Deaf and Hard of Hearing		2	\$400	\$800	\$2,500	-\$1	\$0	\$49	0.0%	260	230
Pan-American Elementary Charter	Maricopa	4	\$200	\$800	\$600	33.3%	\$800	\$600	100.0%	260	296
Imagine Coolidge Elementary	Pinal	3	\$267	\$800	\$925	-13.5%	\$800	\$925	100.0%	260	286
Mohave Accelerated Elementary School	Mohave	2	\$400	\$800	\$1,475	-45.8%	\$800	\$1,475	100.0%	260	266
South Phoenix Academy, Inc.	Maricopa	3	\$266	\$799	\$724	10.4%	\$799	\$724	100.0%	271	294
American Charter Schools Foundation d.b.a Alta Vista High School	Pima	4	\$188	\$750	\$2,923	-74.3%	\$0	\$4,094	0.0%	272	225
South Valley Academy, Inc.	Maricopa	5	\$149	\$745	\$940	-20.7%	\$745	\$940	100.0%	273	285
Imagine Middle at Surprise	Maricopa	3	\$242	\$725	\$5,260	-86.2%	\$725	\$5,260	100.0%	274	195
Edkey - Redwood Academy	Maricopa	3	\$233	\$700	\$1,585	-55.8%	\$399	\$275	57.0%	275	259
Ethos Academy-A Challenge Foundation Academy	Maricopa	5	\$130	\$650	\$1,500	-56.7%	\$650	\$1,500	100.0%	276	264
Pima Prevention Partnership - Pima Partnership Academy	Pima	2	\$300	\$600	\$0	100.0%	\$600	\$0	100.0%	277	335
Cortez Park Charter Middle School	Maricopa	2	\$300	\$600	\$200	200.0%	\$200	\$200	33.3%	277	327
American Charter Schools Foundation (West Phoenix High School)	Maricopa	1	\$600	\$600	\$250	140.0%	\$0	\$1,342	0.0%	277	324
Arizona Connections Academy Charter School	Maricopa	2	\$300	\$600	\$0	100.0%	\$600	\$0	100.0%	277	335
Fit Kids - Champion Schools	Maricopa	2	\$300	\$600	\$600	100.0%	\$600	\$600	100.0%	277	335
Legacy Traditional School - Goodyear	Maricopa	2	\$300	\$600	\$1,060	\$0	\$600	\$1,060	100.0%	277	279
Skyline Gila River Schools	Maricopa	2	\$300	\$600	\$2,025	-70.4%	\$600	\$2,025	100.0%	277	243
American Charter Schools Foundation d.b.a Desert Hills High School	Maricopa	3	\$200	\$600	\$1,050	-42.9%	\$0	\$0	0.0%	277	280
Excalibur Charter School	Maricopa	3	\$183	\$550	\$200	175.0%	\$0	\$200	0.0%	285	327
Kaizen Education Foundation - Maya High School	Maricopa	2	\$264	\$527	\$1,600	-67.1%	\$0	\$0	0.0%	286	257
Pensar Academy	Maricopa	3	\$167	\$500	\$1,000	-50.0%	\$500	\$1,000	100.0%	287	281
Gem Charter School	Maricopa	9	\$56	\$500	\$3,450	-85.5%	\$500	\$2,560	100.0%	287	218
Premier Charter High School	Maricopa	1	\$400	\$400	\$200	100.0%	\$400	\$200	100.0%	289	327
Imagine Avondale Middle	Maricopa	1	\$400	\$400	\$1,292	-69.0%	\$400	\$1,292	100.0%	289	271
AZ-Tec High School	Yuma	1	\$400	\$400	\$400	0.0%	\$400	\$400	100.0%	289	305
Victory High School	Maricopa	1	\$400	\$400	\$0	100.0%	\$1,980	\$2,304	495.0%	289	335
Integrity Education Incorporated	Maricopa	1	\$400	\$400	\$400	100.0%	\$400	\$400	100.0%	289	335
West Valley Arts and Technology Academy	Maricopa	1	\$400	\$400	\$400	0.0%	\$0	\$400	0.0%	289	305
Phoenix School of Academic Excellence	Maricopa	3	\$133	\$400	\$1,835	-78.2%	\$109	\$8,432	27.3%	289	249
Akimel O'Otham Pee Posh Charter School	Pinal	1	\$400	\$400	\$760	-47.4%	\$400	\$760	100.0%	289	293
GAR - Student Choice High School	Maricopa	1	\$400	\$400	\$1,200	-66.7%	\$400	\$1,200	100.0%	289	272
Mohave Accelerated Learning Center	Mohave	27	\$15	\$400	\$13,575	-97.1%	\$7,475	\$13,575	1868.8%	289	133
Think Through Academy	Maricopa	1	\$400	\$400	\$0	\$1	\$400	\$0	100.0%	289	335
Paramount Education Studies	Maricopa	1	\$400	\$400	\$400	0.0%	\$400	\$400	100.0%	289	305
Shonto Governing Board of Education	Navajo	1	\$356	\$356	\$356	100.0%	\$40,413	\$40,413	11352.0%	301	335
Skyline Schools, Inc.	Maricopa	2	\$175	\$350	\$498	-29.7%	\$300	\$498	85.7%	302	303
George Gervin Youth Center, Inc	Maricopa	1	\$300	\$300	\$0	100.0%	\$300	\$0	100.0%	303	335
CPLC Community Schools-Hiaki High School	Pima	1	\$250	\$250	\$250	0.0%	\$250	\$0	100.0%	304	324
Acclaim Charter School	Maricopa	1	\$200	\$200	\$600	-66.7%	\$200	\$600	100.0%	305	296
EAGLE College Prep Maryvale, LLC	Maricopa	1	\$200	\$200	\$5,260	-96.2%	\$200	\$5,260	100.0%	305	195
EduPreneurship	Maricopa	1	\$200	\$200	\$800	-75.0%	\$0	\$1,650	0.0%	305	290
Academy with Community Partners Inc	Maricopa	1	\$200	\$200	\$1,600	-87.5%	\$995	\$1,600	497.3%	305	257

APPENDIX II
2020 PUBLIC SCHOOL REPORT
BY CHARTER HOLDER

Charter Holder	County	Sum of Donors	Average Per Donor	2020 Dollars Received	2019 Dollars Received	% Change	2020 Dollars Spent	2019 Dollars Spent	% of \$ Spent	2020 Rank	2019 Rank
Legacy Traditional School - North Phoenix	Maricopa	1	\$200	\$200		\$1	\$200		100.0%	305	335
American Charter Schools Foundation d.b.a South Pointe High School	Maricopa	1	\$200	\$200	\$400	-50.0%	\$0	\$969	0.0%	305	305
Imagine Superstition Middle	Maricopa	1	\$200	\$200		100.0%	\$200		100.0%	305	335
Farm at Mission Montessori Academy, The	Maricopa	1	\$200	\$200	\$300	-33.3%	\$200	\$300	100.0%	305	322
New Horizon School for the Performing Arts	Maricopa	1	\$170	\$170	\$230	-26.1%	\$170	\$230	100.0%	313	326
Pillar Charter School	Maricopa	1	\$105	\$105	\$100	5.0%	\$0	\$0	0.0%	314	334
Kaizen Education Foundation - Advance U	Maricopa	1	\$100	\$100	\$0	100.0%	\$0	\$452	0.0%	315	335
Kaizen Education Foundation - Vista Grove Preparatory Academy Elementary	Maricopa	0	\$0	\$0	\$600	-100.0%	\$0	\$2,000	0.0%	316	296
AIBT Non-Profit Charter High School Phoenix	Maricopa	0	\$0	\$0	\$0	0.0%	\$0	\$0	0.0%	316	335
The Charter Foundation, Inc.			\$0		\$7,696	-100.0%		\$6,143	0.0%	316	174
AIBT Non-Profit Charter High School, Inc.	Maricopa	0	\$0	\$0	\$0	0.0%	\$0	\$0	0.0%	316	335
Imagine Camelback Middle	Maricopa	0	\$0	\$0		0.0%	\$0		0.0%	316	335
Milestones Charter School	Maricopa	0	\$0	\$0	\$1,400	-100.0%	\$0	\$1,400	0.0%	316	268
Kaizen Education Foundation - Vista Grove Preparatory Academy Middle School	Maricopa	0	\$0	\$0	\$400	-100.0%	\$0	\$0	0.0%	316	305
Liberty Traditional Charter School			\$0		\$2,470	-100.0%		\$2,470	0.0%	316	233
Friendly House Academia del Pueblo	Maricopa		\$0			0.0%			0.0%	316	335
Educational Impact	Pima		\$0			0.0%			0.0%	316	335
Hirsch Academy A Challenge Foundation Academy	Maricopa	0	\$0	\$0	\$1,200	-100.0%	\$0	\$1,200	0.0%	316	272
Educational Options Foundation	Maricopa	0	\$0	\$0	\$0	0.0%	\$0	\$0	0.0%	316	335
Accelerated Learning Center, Inc.	Maricopa		\$0		\$1,450	-100.0%		\$8,050	0.0%	316	267
Accelerated Elementary and Secondary Schools	Pima		\$0		\$12,229	-100.0%		\$12,229	0.0%	316	141
Phoenix Collegiate Academy High LLC	Maricopa		\$0			0.0%			0.0%	316	335
American Charter Schools Foundation d.b.a Estrella High School	Maricopa	0	\$0	\$0	\$440	-100.0%	\$0	\$0	0.0%	316	304
Maricopa Community College District - Phoenix College Preparatory Academy	Maricopa		\$0		\$902	-100.0%		\$13,258	0.0%	316	287
American Charter Schools Foundation d.b.a Peoria Accelerated High School	Maricopa	0	\$0	\$0	\$200	-100.0%	\$0	\$323	0.0%	316	327
Calibre Academy	Maricopa		\$0		\$2,380	-100.0%		\$4,408	0.0%	316	234
Arizona Call-A-Teen Youth Resources	Maricopa		\$0			0.0%			0.0%	316	335
Portable Practical Education Preparation	Maricopa	0	\$0	\$0	\$0	0.0%	\$0		0.0%	316	335
Tucson Preparatory School	Pima		\$0			0.0%			0.0%	316	335
Salt River Pima-Maricopa Community Schools	Maricopa		\$0		\$1,200	-100.0%		\$1,200	0.0%	316	272
Ed Ahead, Inc.	Pima		\$0		\$1,100	-100.0%		\$1,100	0.0%	316	277
Kaizen Education Foundation	Maricopa	0	\$0	\$0	\$796	-100.0%	\$0	\$0	0.0%	316	292
Institute for Transformative Education	Pima		\$0			0.0%			0.0%	316	335
Phoenix Education Management	Maricopa	0	\$0	\$0	\$400	-100.0%	\$0	\$400	0.0%	316	305
American Virtual Academy	Maricopa	0	\$0	\$0	\$0	0.0%	\$0	\$0	0.0%	316	335
Heritage Elementary School	Maricopa	0	\$0		\$7,440	-100.0%		\$7,440	0.0%	316	179
Montessori House	Maricopa		\$0		\$1,650	-100.0%		\$4,845	0.0%	316	254
Pathways In Education-Arizona, Inc.	Maricopa		\$0			0.0%			0.0%	316	335
West Gilbert Charter Middle School	Maricopa	0	\$0	\$0		0.0%	\$0		0.0%	316	335
Pima Rose Academy	Pima	0	\$0	\$0	\$200	-100.0%	\$0	\$200	0.0%	316	327
Intelli-School - Paradise Valley	Maricopa	0	\$0	\$0	\$0	0.0%	\$0	\$0	0.0%	316	335
Pinnacle Education - Casa Grande	Pinal	0	\$0	\$0	\$0	0.0%	\$0	\$0	0.0%	316	335
Arizona Community Development Corporation	Pima		\$0		\$17,850	-100.0%		\$17,850	0.0%	316	120
Pinnacle Education - WMCB	Maricopa	0	\$0	\$0	\$0	0.0%	\$0	\$0	0.0%	316	335

APPENDIX II
2020 PUBLIC SCHOOL REPORT
BY CHARTER HOLDER

Charter Holder	County	Sum of Donors	Average Per Donor	2020 Dollars Received	2019 Dollars Received	% Change	2020 Dollars Spent	2019 Dollars Spent	% of \$ Spent	2020 Rank	2019 Rank
Avondale Learning dba Precision Academy	Maricopa	0	\$0	\$0	\$0	0.0%	\$0	\$0	0.0%	316	335
Flagstaff Arts and Leadership Academy	Coconino		\$0		\$31,420	-100.0%		\$31,420	0.0%	316	89
International Commerce Secondary Schools	Maricopa	0	\$0	\$0	\$0	0.0%	\$0	\$0	0.0%	316	335
Foothills Academy	Maricopa		\$0		\$13,761	-100.0%		\$13,761	0.0%	316	132
Liberty High School	Gila	0	\$0	\$0	\$0	0.0%	\$0	\$0	0.0%	316	335
Imagine Charter Elementary at Desert West	Maricopa	0	\$0	\$0	\$400	-100.0%	\$0	\$400	0.0%	316	305
E-Institute Charter Schools	Maricopa		\$0		\$0	0.0%		\$1,471	0.0%	316	335
Vision Charter School	Pima		\$0			0.0%			0.0%	316	335
Educationa Models for Learning INC	Maricopa	0	\$0	\$0	\$0	\$0	\$0	\$0	0.0%	316	335
Rosefield Charter Elementary School	Maricopa		\$0		\$37,862	-100.0%		\$27,328	0.0%	316	76
Phoenix International Academy	Maricopa	0	\$0	\$0	\$0	\$0	\$0	\$0	0.0%	316	335
Employ-Ability Unlimited	Maricopa		\$0			0.0%			0.0%	316	335
Innovative Humanities Education Corporation	Pima		\$0			0.0%			0.0%	316	335
SC Jensen Corporation - Intelli-School	Maricopa	0	\$0	\$0	\$0	0.0%	\$0	\$0	0.0%	316	335
James Sandoval Preparatory High School	Maricopa	0	\$0	\$0	\$0	0.0%	\$0	\$0	0.0%	316	335
Career Development, Inc.	Navajo	0	\$0	\$0	\$600	-100.0%	\$280	\$600	0.0%	316	296
East Valley Academy	Maricopa		\$0			0.0%			0.0%	316	335
Desert Rose Academy	Pima	0	\$0	\$0	\$0	0.0%	\$0	\$0	0.0%	316	335
Kaizen Education Foundation - Tempe Accelerated High School	Maricopa	0	\$0	\$0	\$0	0.0%	\$0	\$0	0.0%	316	335
Cholla Academy	Maricopa	0	\$0	\$0	\$0	0.0%	\$0	\$0	0.0%	316	335
Montessori Academy, Inc.	Maricopa		\$0			0.0%			0.0%	316	335
Maricopa Community College District - Gateway Early College HS	Maricopa		\$0		\$3,000	-100.0%		\$928	0.0%	316	223
Pima Prevention Partnership - Performing Arts High School	Pima	0	\$0	\$0	\$0	0.0%	\$0	\$0	0.0%	316	335
Ombudsman Educational Services		0	\$0	\$0	\$0	0.0%	\$0	\$0	0.0%	316	335
Mountain Rose Academy, Inc.	Pima	0	\$0	\$0	\$0	0.0%	\$0	\$0	0.0%	316	335
Omega Alpha Academy	Cochise	0	\$0	\$0	\$400	-100.0%	\$400	\$0	0.0%	316	305
North Star Charter School Inc.	Maricopa	0	\$0	\$0	\$0	0.0%	\$0	\$0	0.0%	316	335
Freedom Prep Academy	Maricopa	0	\$0	\$0	\$0	\$0	\$0	\$0	0.0%	316	335
Painted Desert Montessori, LLC	Maricopa		\$0			0.0%			0.0%	316	335
(blank)	(blank)		\$0			\$0			0.0%	316	335
Phoenix Collegiate Academy Elementary, LLC	Maricopa		\$0			0.0%			0.0%	316	335
PACE Preparatory Academy	Yavapai	0	\$0	\$0	\$700	-100.0%	\$0	\$2,334	0.0%	316	295
Phoenix Collegiate Academy, Inc.	Maricopa		\$0			0.0%			0.0%	316	335
CAFA - Learning Foundation and Performing Arts Alta Mesa	Maricopa	0	\$0	\$0	\$0	0.0%	\$0	\$0	0.0%	316	335
Pima Prevention Partnership	Maricopa	0	\$0	\$0	\$400	-100.0%	\$0	\$400	0.0%	316	305
EAGLE College Prep Mesa, LLC	Maricopa	0	\$0	\$0	\$2,088	-100.0%	\$0	\$2,088	0.0%	316	241
Prescott Preparatory Academy	Yavapai	0	\$0	\$0	\$0	0.0%	\$0	\$0	0.0%	316	335
Canyon Rose Academy	Pima	0	\$0	\$0	\$0	0.0%	\$0	\$0	0.0%	316	335
Pinnacle Education - Kino	Santa Cruz	0	\$0	\$0	\$0	0.0%	\$0	\$0	0.0%	316	335
Southern Arizona Community Academy		0	\$0	\$0	\$0	\$0	\$0	\$0	0.0%	316	335
Pinnacle Education - Tempe	Maricopa	0	\$0	\$0	\$0	0.0%	\$0	\$0	0.0%	316	335
Espiritu Schools	Maricopa	0	\$0	\$0	\$0	0.0%	\$0	\$0	0.0%	316	335
Synergy Public School, Inc.	Maricopa		\$0			0.0%			0.0%	316	335
Liberty Leadership Academy	Yavapai	0	\$0	\$0		\$0	\$0		0.0%	316	335

APPENDIX II
2020 PUBLIC SCHOOL REPORT
BY CHARTER HOLDER

Charter Holder	County	Sum of Donors	Average Per Donor	2020 Dollars Received	2019 Dollars Received	% Change	2020 Dollars Spent	2019 Dollars Spent	% of \$ Spent	2020 Rank	2019 Rank
PLC Arts Academy at Scottsdale	Maricopa	0	\$0			0.0%			0.0%	316	335
Lifelong Learning Research Institute	Pima	0	\$0		\$0	0.0%		\$0	0.0%	316	335
CAFA - Learning Foundation Performing Arts School	Maricopa	0	\$0	\$0	\$0	0.0%	\$0	\$0	0.0%	316	335
Park View School	Yavapai		\$0			0.0%			0.0%	316	335
Imagine Charter Elementary at Camelback	Maricopa	0	\$0	\$0	\$360	-100.0%	\$0	\$0	0.0%	316	321
Genesis Program, Inc.	Maricopa		\$0		\$9,350	-100.0%		\$9,350	0.0%	316	157
Shelby School, The	Gila	0	\$0	\$0		0.0%	\$0		0.0%	316	335
Carpe Diem Collegiate High School	Yuma	0	\$0	\$0	\$400	-100.0%	\$0	\$0	0.0%	316	305
Eastpointe High School	Pima	0	\$0	\$0	\$400	-100.0%	\$0	\$400	0.0%	316	305
Graysmark Schools Corporation	Pima	0	\$0			0.0%			0.0%	316	335
Leading Edge Academy San Tan	Maricopa	0	\$0			0.0%			0.0%	316	335
Griffin Foundation, Inc. The	Pima	0	\$0	\$0	\$0	0.0%	\$0	\$0	0.0%	316	335
Rising Schools	Pima		\$0		\$400	-100.0%		\$400	0.0%	316	305
PAS Charter School, Intelli-School	Maricopa	0	\$0	\$0	\$0	0.0%	\$0	\$0	0.0%	316	335
Arizona Education Solutions	Maricopa	0	\$0	\$0	\$0	\$0	\$0	\$0	0.0%	316	335
Academy Del Sol, Inc	Pima	0	\$0	\$0	\$400	-100.0%	\$0	\$400	0.0%	316	305
Vista Charter School	Maricopa	0	\$0	\$0	\$0	0.0%	\$0	\$0	0.0%	316	335
West Gilbert Charter Elementary School	Maricopa	0	\$0	\$0		0.0%	\$0		0.0%	316	335
RSD Charter School	Maricopa	0	\$0	\$0	\$0	0.0%	\$0	\$0	0.0%	316	335
Pathways KM Charter Schools	Yavapai		\$0			0.0%			0.0%	316	335
Legacy Education Group	Maricopa	0	\$0	\$0	\$2,275	-100.0%	\$885	\$303	0.0%	316	235
Humanities and Sciences Academy of the United States, Inc.	Maricopa	0	\$0	\$0	\$0	0.0%	\$0	\$0	0.0%	316	335
Imagine Preparatory Coolidge	Pinal	0	\$0	\$0	\$0	0.0%	\$0	\$0	0.0%	316	335
Incito Schools	Maricopa	0	\$0	\$0	\$1,800	-100.0%	\$983	\$385	0.0%	316	250
Pathfinder Charter School Foundation	Maricopa	0	\$0	\$0	\$200	-100.0%	\$0	\$200	0.0%	316	327
Kaizen Education Foundation - South Pointe Elementary School	Maricopa	0	\$0	\$0	\$0	0.0%	\$0	\$0	0.0%	316	335
EAGLE College Prep Harmony	Maricopa	0	\$0	\$0	\$2,100	-100.0%	\$0	\$2,100	0.0%	316	238
Create Academy	Maricopa	0	\$0	\$0	\$19,870	-100.0%	\$0	\$19,870	0.0%	316	113

Note: Charter holders with no county listed have facilities in multiple counties.