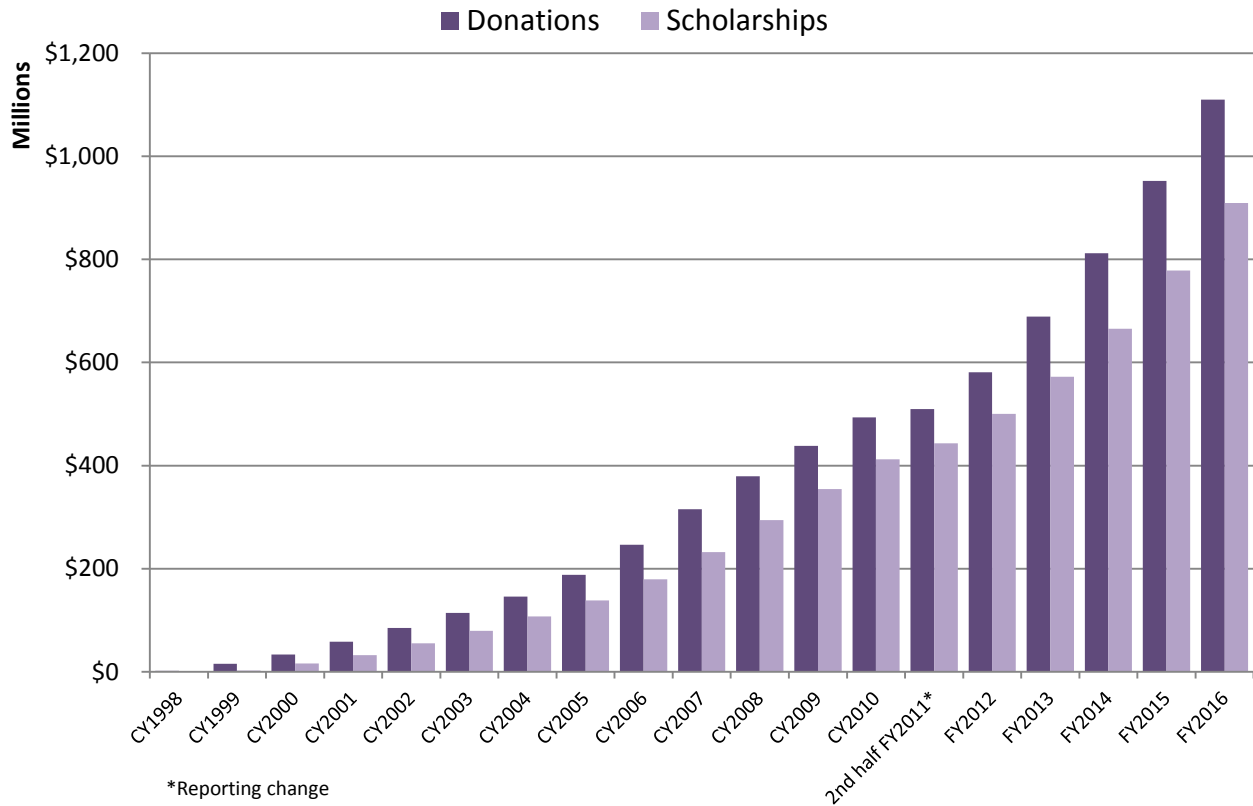


SCHOOL TUITION ORGANIZATION INCOME TAX CREDITS IN ARIZONA SUMMARY OF ACTIVITY: FY 2015/2016

Arizona provides four income tax credits for taxpayer donations to certified school tuition organizations (STOs) for the purpose of providing scholarships to students to attend Arizona private schools. Two credits are for donations made by individual taxpayers (original and switcher)¹ and two credits are for corporate donations (low-income and disabled/displaced)². Corporate donations can be claimed as a tax credit against either the corporate income tax or the insurance premium tax. The tax credit programs have various start dates: the original individual tax credit program began in 1998, the low-income corporate program began in 2006, the disabled/displaced program began in 2009 and the switcher individual program began in 2012.

Growth of All STO Tax Credit Programs



TOTAL DONATIONS – ALL CREDIT PROGRAMS

Reporting Year	Original Individual Donations	Switcher Individual Donations	Low-Income Corporate Donations	Disabled-Displaced Corporate Donations	Total Donations
CY1998	\$1,815,798				\$1,815,798
CY1999	\$13,781,341				\$13,781,341
CY2000	\$17,701,284				\$17,701,284
CY2001	\$24,897,444				\$24,897,444
CY2002	\$26,512,683				\$26,512,683
CY2003	\$29,444,972				\$29,444,972

¹ A.R.S. §§ 43-1089 and 43-1089.03

² A.R.S. §§ 20-224.06 and 20-224.07 or A.R.S. §§ 43-1089.04, 43-1183 and 43-1184

TOTAL DONATIONS – ALL CREDIT PROGRAMS (continued)

Reporting Year	Original Individual Donations	Switcher Individual Donations	Low-Income Corporate Donations	Disabled-Displaced Corporate Donations	Total Donations
CY2004	\$31,846,494				\$31,846,494
CY2005	\$42,196,206				\$42,196,206
CY2006	\$51,012,326		\$7,260,800		\$58,273,126
CY2007	\$54,304,968		\$14,258,000		\$68,562,968
CY2008	\$55,260,728		\$9,122,121		\$64,382,849
CY2009	\$50,916,897		\$7,285,284	\$781,000	\$58,983,181
CY2010	\$43,163,214		\$11,123,657	\$956,880	\$55,243,751
2nd half FY2011 ³	\$12,818,405		\$2,301,803	\$770,000	\$15,890,208
FY2012	\$51,918,033	\$23,975	\$19,135,987	\$283,000	\$71,360,995
FY2013	\$54,794,058	\$19,891,765	\$29,858,865	\$3,505,350	\$108,050,038
FY2014	\$58,129,582	\$26,060,133	\$35,831,808	\$2,925,845	\$122,947,368
FY2015	\$61,740,333	\$30,750,432	\$42,998,170	\$5,031,920 ⁴	\$140,520,855
FY2016	\$65,436,399	\$35,522,660	\$51,597,869 ⁵	\$5,000,000	\$157,556,928
TOTAL	\$747,691,165	\$112,248,965	\$230,774,364	\$19,253,995	\$1,109,968,489

TOTAL SCHOLARSHIPS – ALL CREDIT PROGRAMS

Reporting Year	Original Individual Scholarships	Switcher Individual Scholarships	Low-Income Corporate Scholarships	Disabled-Displaced Corporate Scholarships	Total Scholarships
CY1998	\$103,790				\$103,790
CY1999	\$2,196,734				\$2,196,734
CY2000	\$13,561,981				\$13,561,981
CY2001	\$16,484,958				\$16,484,958
CY2002	\$22,826,746				\$22,826,746
CY2003	\$24,428,197				\$24,428,197
CY2004	\$28,025,083				\$28,025,083
CY2005	\$30,863,153				\$30,863,153
CY2006	\$40,594,978		\$49,380		\$40,644,358
CY2007	\$48,561,687		\$4,597,823		\$53,159,510
CY2008	\$54,205,394		\$7,615,639		\$61,821,033
CY2009	\$52,127,262		\$7,849,824	\$625,335	\$60,602,421
CY2010	\$47,333,755		\$9,259,078	\$715,424	\$57,308,257
2 nd half of FY2011 ⁶	\$27,881,253		\$3,300,990	\$66,837	\$31,249,080
FY2012	\$45,209,410		\$11,294,842	\$583,865	\$57,088,117
FY2013	\$48,873,359	\$4,681,192	\$17,556,127	\$731,231	\$71,841,909
FY2014	\$49,610,422	\$17,561,453	\$24,148,068	\$1,611,469	\$92,931,412
FY2015	\$54,656,554	\$24,260,454	\$31,006,416	\$3,581,873	\$113,505,297
FY2016	\$54,433,864	\$28,523,504	\$43,465,758	\$4,395,384	\$130,818,510
TOTAL	\$661,978,580	\$75,026,603	\$160,143,945	\$12,311,418	\$909,460,546

³ The reporting period was changed from calendar year to fiscal year. For FY11, the first 6 months of donations was included in CY10 figures.

⁴ Total donations reported for FY15 were greater than the cap due to monies received at the end of FY14 that were not deposited until FY15.

⁵ Total donations reported for FY16 were greater than the cap due to a transfer of STO close-out monies from FY15.

⁶ The reporting period was changed from calendar year to fiscal year. For FY11, the first 6 months of scholarships was included in CY10 figures.

SCHOOL TUITION ORGANIZATIONS

Arizona law requires an STO to be certified by the Arizona Department of Revenue (ADOR) before it can begin collecting donations for tax credits. Separate individual and corporate certifications are required for an STO to collect donations from individual taxpayers and from corporation taxpayers. Table 1 (pg. 5) lists all STOs which were certified to collect individual and/or corporate donations during FY2016 and their initial certification date. A total of 65 STOs were certified to accept individual and/or corporate tax credit donations during FY2016. Six STOs that were certified for individual donations did not have corporate certification. Six STOs that were certified for corporate donations did not have individual certification. Four STOs dissolved in FY2016.

STOs are required by statute to report the names, job titles and salaries of the three highest-paid employees. Of the STOs certified in FY2016, 40 (or 61.5%) were staffed by volunteers (one STO did not submit an annual report). Table 1 (pg. 5) identifies the 24 STOs that reported salaries.

The STOs used 29 CPA firms to audit or review their FY2015⁷ donation and scholarship activity, paying them \$348,315 in fees. The audit or review cost is listed for each STO in Table 1 (pg. 5). STOs paid as little as \$925 and as much as \$22,420 for their audit or review. These costs include audits or reviews for both individual and corporate receipts if the STO participated in both programs. If an STO did not receive donations during the fiscal year or in a prior fiscal year, an audit or review is not required.

STOs can allow individual donors to make recommendations when donating (although Arizona law prohibits STOs from awarding scholarships solely on the basis of donor recommendations). Only those STOs that have a CPA review are required to report information on the number and amount of donations with recommendations. In FY2016, 16 STOs reported accepting donations with recommendations which represented approximately 51% of their total individual donations. A review of the STO websites and donation forms shows that there are 30 STOs that allow individual donors to make recommendations. This information is summarized in Table 1 (pg. 5).

Total Donations and Scholarships by STO – All Credit Programs

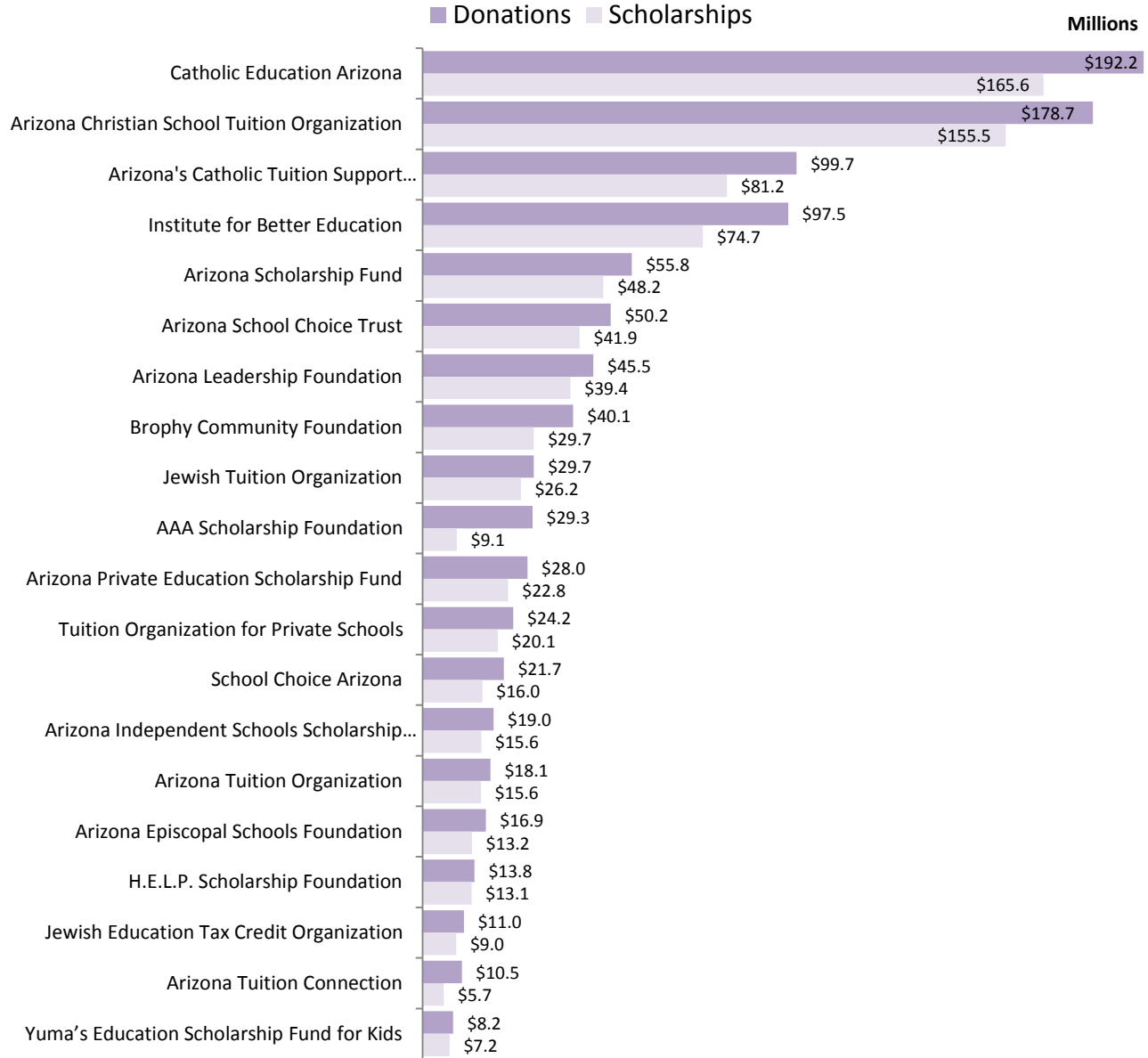
Table 2 (pg. 7) shows every organization that has received donations, with the total received by credit type, since 1998. The STOs that are highlighted are no longer operational. Of all donations from both corporate and individual donors since 1998, Catholic Education Arizona has collected the most at \$192.2 million or 17.3% of all donations. For FY2016, Arizona Christian School Tuition Organization collected the most from all four programs at \$21.0 million or 13.3% of all donations.

As with donations, Catholic Education Arizona has paid the most in scholarships since 1998 at \$165.6 million, or 18.2% of all scholarships. For FY2016, Arizona Leadership Foundation paid the most in scholarships for all four programs at \$18.6 million or 14.2% of all scholarships.

The following chart shows the top 20 STOs by total donations received from CY 1998 through FY 2016 along with the total scholarships awarded.

⁷ STOs pay for the audit or review in the year following the year for which the audit or review was done. FY2015 audits and reviews were paid for in FY2016, the cost of which was reported on the FY2016 annual reports.

Top 20 STOs by Total Donations CY1998 - FY2016



Reserving Scholarships for Students in Future Years

STOs are required to allocate at least 90% of their tax credit donations to provide scholarships in each of the four donation programs. Tax credit donations received in a fiscal year must be allocated to scholarships within the following two fiscal years. Allocate means to both award scholarships in the current year and to reserve money for an award for the following year or a future multiyear scholarship for a specific student. In FY2016, STOs reported reserving \$68.9 million in total from the four programs for specific students in future years. It should be noted that a portion of the reserved future year awards reported by STOs may be for scholarships to be awarded in the upcoming academic year. The breakdown of future reserved scholarships for each tax credit program by STO is included in the corresponding FY2016 tax credit program tables.

Table 1
School Tuition Organizations Certified to Receive Tax Credit Donations in FY2016

School Tuition Organization	Individual Certified	Corporate Certified	Highest Paid Employees FY16			CPA for FY16	Cost of FY15 Audit/Review	Accepts Donation Recommendations
			Salary 1	Salary 2	Salary 3			
AAA Scholarship Foundation		12/10/2012	\$61,824	\$58,933	\$54,562	SGCash LLC	\$9,700	-----
Academic Opportunity of Arizona	12/15/2015	4/15/2014	\$12,000			Ullmann & Company	\$1,750	
Alumnus Student Tuition Organization	1/27/2015	1/26/2016				Ullmann & Company	\$2,498	
Americas Scholarship Konnection INC	4/14/2016	4/14/2016				not required		
Arizona Adventist Scholarships	1/01/2011		\$6,218			Ullmann & Company	\$3,949	yes
Arizona Christian School Tuition Organization	1/01/2011		\$96,000	\$70,159	\$55,195	Romek, Sanders & Co	\$8,425	yes
Arizona Community Foundation School Tuition Organization	4/02/2013	4/02/2013	\$15,000	\$20,000		Mayer Hoffman McCann	\$18,000	
Arizona Education and Scholarship Opportunity Program	12/31/2013	12/31/2013				Ullmann & Company	\$2,725	yes
Arizona Education First	10/31/2014	10/31/2014				Dorothy Reinert CPA, PLLC	\$3,125	yes
Arizona Education Scholarship Foundation	1/01/2011	9/29/2010	\$58,780			Ullmann & Company	\$4,289	yes
Arizona Episcopal Schools Foundation	1/01/2011	7/29/2010				Regier Carr & Monroe	\$13,300	
Arizona Independent Schools Scholarship Foundation	1/01/2011	7/29/2010				Roberts Alexonis Group	\$8,400	
Arizona International Academy Scholarship Fund	1/01/2011	6/30/2015				Johnson Lawdahl, PLLC	\$4,300	yes
Arizona Leadership Foundation		3/09/2011	\$40,000	\$40,000		Rausch, Hermanson, Everroad & Rentschler	\$22,420	-----
Arizona Lutheran Scholarship Organization	1/01/2011	6/01/2016				Ullmann & Company	\$2,860	yes
Arizona Private Education Scholarship Fund	1/01/2011	7/29/2010	\$90,800	\$47,250	\$47,295	Monica J. Stern	\$6,500	yes
Arizona Scholarship Fund	1/01/2011	7/01/2012	\$75,000	\$22,631	\$19,860	not submitted		
Arizona School Choice Trust	1/01/2011	7/29/2010	\$121,000	\$121,190	\$64,000	HBL CPAs	\$16,999	
Arizona Tax Credit	8/14/2014	11/05/2015	\$22,500	\$4,500		Romek, Sanders & Co	\$4,455	yes
Arizona Tax Credit for Education	12/08/2015	12/08/2015	not submitted			not submitted		
Arizona Tuition Connection	2/01/2013	2/01/2013	\$143,750	\$47,821	\$9,884	Fester & Chapman	\$5,300	yes
Arizona Tuition Organization	1/01/2011	7/29/2010	\$65,691	\$40,106		Monica J. Stern	\$6,399	yes
Arizona Waldorf Scholarship Foundation	1/01/2011	7/01/2012				Addington & Associates	\$5,000	yes
Arizona's Catholic Tuition Support Organization	1/01/2011	7/29/2010	\$90,154	\$45,474	\$33,994	Beach Fleischman PC	\$14,491	
Best Student Fund	1/01/2011	7/01/2012				Eide Bailly	\$8,500	
Brophy Community Foundation	1/01/2011	7/29/2010	\$43,720	\$33,165	\$9,220	Tull Forsberg & Olson	\$9,485	
Catholic Education Arizona	1/01/2011	7/29/2010	\$125,000	\$88,872	\$75,000	Eide Bailly	\$13,900	
Chabad Tuition Organization	1/01/2011	7/29/2010				Seely, Mullins & Associates	\$1,890	yes
Christ Lutheran School Tuition Organization	1/01/2011	7/29/2010				Rausch, Hermanson, Everroad & Rentschler	\$8,994	
Christian Scholarship Foundation	1/01/2011	7/29/2010				Schutte & Hilgendorf	\$3,000	yes
Christian Scholarship Fund of Arizona	1/01/2011	7/29/2010				Henry J Fortino	\$1,000	yes
Cochise Christian School Tuition Organization	1/01/2011	2/24/2011				Scott R. Meyers, CPA inc.	\$2,500	yes
Corporate Tax Foundation		4/14/2011				Eide Bailly	\$9,300	-----
Corporations Reducing Student Tuition		Not after 11/3/2015				not required		-----
Dynamite Montessori Foundation	1/01/2011	8/18/2010				Khalsa McBrearty Accountancy	\$6,400	yes

Table 1
School Tuition Organizations Certified to Receive Tax Credit Donations in FY2016

School Tuition Organization	Individual Certified	Corporate Certified	Highest Paid Employees FY16			CPA for FY16	Cost of FY15 Audit/Review	Accepts Donation Recommendations
			Salary 1	Salary 2	Salary 3			
Education Liberty Fund	5/15/2015	5/15/2015				Dorothy Reinert CPA, PLLC	\$0	yes
Financial Assistance for Independent Schools Foundation for Corporate Tax Credit	1/01/2011	7/29/2010				Ullmann & Company	\$5,421	
		4/15/2011				Roberts & Associates	\$3,560	-----
Funds for Kids	Not after 10/5/2015	Not after 10/5/2015				not submitted		yes
Higher Education STO	Not after 4/18/2016	Not after 4/18/2016				Monica J. Stern	\$2,350	yes
Independent Schools Corporate Tax Foundation		3/23/2011				Eide Bailly	\$9,100	-----
Institute for Better Education	1/01/2011	7/29/2010	\$114,577	\$57,208	\$50,473	Romek, Sanders & Co	\$7,346	yes
Jewish Education Tax Credit Organization	1/01/2011	7/29/2010				HBL CPAs	\$13,005	
Jewish Tuition Organization	1/01/2011	6/14/2011	\$85,000	\$60,000		Johnson Lawdahl, PLLC	\$9,000	
Lexington Education Foundation	3/24/2016	6/02/2016				Ullmann & Company	\$0	yes
Life Development Institute Education Fund	1/01/2011	7/29/2010				Ullmann & Company	\$3,640	yes
Lutheran Education Foundation	1/01/2011	7/29/2010				Ullmann & Company	\$2,503	
Montessori Scholarship Organization	1/01/2011	7/01/2012	\$8,720	\$2,000	\$4,500	Grass Coffey & Scharlau	\$5,500	
Northern Arizona Christian School Scholarship Fund	1/01/2011	10/07/2010	\$8,000			Dorothy Reinert CPA, PLLC	\$5,530	yes
Orme Primavera Schools Foundation	1/01/2011					Schutte & Hilgendorf	\$2,800	
Pappas Kids Schoolhouse Foundation	1/01/2011	8/03/2010	\$53,760			W. Bridgeman	\$5,900	
Pinetop Tuition Support Organization	1/01/2011	9/15/2015				not submitted	\$2,500	
Scholarships for Educational Excellence Foundation	1/03/2011					Law & Reed CPAs	\$925	yes
School Choice Arizona	1/01/2011	7/29/2010	\$35,923	\$6,813	\$1,862	Romek, Sanders & Co	\$6,008	yes
School Tuition Association of Yuma	1/01/2011	7/29/2010				R & A CPAs	\$4,170	yes
Schools With Heart Foundation	1/01/2011					Kevin M. Allen	\$1,250	
Shepherd of the Desert Education Foundation	1/01/2011	7/29/2010				Monica J. Stern	\$3,700	
Southern Arizona Foundation for Education-SAFE Lutheran	1/01/2011	4/15/2014				Addington & Associates	\$4,000	yes
Students First Foundation	10/02/2015					not required		
The Zisel Tovah Foundation	12/01/2015					not required		
Tuition Organization for Private Schools	1/01/2011	7/29/2010	\$60,000	\$25,000		Romek, Sanders & Co	\$6,700	
Valley Lutheran Scholarship Organization	Not after 6/30/2016	Not after 6/30/2016				Romek, Sanders & Co	\$4,608	
Valley Tuition Organization	6/01/2016	6/01/2016				not required		
White Mountain Tuition Support Foundation	1/01/2011	9/02/2010	\$20,282			Michael W. Wilber	\$2,810	yes
Yuma's Education Scholarship Fund for Kids	1/01/2011	7/01/2012				Romek, Sanders & Co	\$6,135	yes

Table 2
Donations and Scholarships by School Tuition Organization CY1998 - FY2016

School Tuition Organization	1 ST Year	Original Individual		Switcher Individual		Low-Income Corporate		Disabled/Displaced Corporate		TOTALS	
		Donations	Scholarships	Donations	Scholarships	Donations	Scholarships	Donations	Scholarships	Donations	Scholarships
AAA Scholarship Foundation	2012	\$0	\$0	\$0	\$0	\$26,565,662	\$8,530,854	\$2,755,000	\$592,527	\$29,320,662	\$9,123,381
Academic Opportunity of Arizona	2014	\$6,800	\$0	\$5,320	\$0	\$0	\$0	\$262,500	\$57,090	\$274,620	\$57,090
Alternative Schools Scholarship Fund	2003	\$114,156	\$109,686	\$0	\$0					\$114,156	\$109,686
Alumnus School Tuition Organization	2015	\$13,819	\$0	\$10,809	\$0	\$0	\$0	\$0	\$0	\$24,628	\$0
Americas Scholarship Konnection INC	2016	\$0	\$0	\$0	\$0	\$0	\$0	\$0	\$0	\$0	\$0
Arizona Adventist Scholarships	1999	\$6,017,943	\$5,770,612	\$282,495	\$200,490	\$2,500	\$2,250	\$0	\$0	\$6,302,938	\$5,973,352
Arizona Christian School Tuition Organization	1998	\$157,502,413	\$140,226,889	\$21,219,653	\$15,294,215					\$178,722,066	\$155,521,104
Arizona Community Foundation School Tuition Organization	2013	\$398,693	\$165,031	\$264,592	\$88,398	\$2,145,000	\$1,312,690	\$1,275,750	\$677,781	\$4,084,035	\$2,243,900
Arizona Education Alliance	2012	\$0	\$0	\$0	\$0					\$0	\$0
Arizona Education and Scholarship Opportunity Program	2013	\$60,286	\$26,573	\$42,310	\$6,386	\$1,550,000	\$851,889	\$0	\$0	\$1,652,596	\$884,848
Arizona Education First	2014	\$156,750	\$76,780	\$108,703	\$39,240	\$15,000	\$10,000	\$0	\$0	\$280,453	\$126,020
Arizona Education Scholarship Foundation	2010	\$1,336,581	\$968,637	\$785,795	\$303,602	\$64,000	\$15,855	\$0	\$0	\$2,186,376	\$1,288,094
Arizona Episcopal Schools Foundation	1999	\$11,903,133	\$10,490,596	\$1,433,598	\$852,596	\$3,544,855	\$1,844,238	\$0	\$0	\$16,881,586	\$13,187,430
Arizona Independent Schools Scholarship Foundation	1998	\$12,157,624	\$11,363,268	\$2,149,593	\$1,919,448	\$4,644,053	\$2,361,105	\$0	\$0	\$18,951,270	\$15,643,821
Arizona International Academy Scholarship Fund	2001	\$819,016	\$671,883	\$95,724	\$94,912	\$0	\$0	\$0	\$0	\$914,740	\$766,795
Arizona Leadership Foundation	2011					\$39,294,916	\$35,293,847	\$6,254,400	\$4,139,329	\$45,549,316	\$39,433,176
Arizona Lutheran Scholarship Organization	2002	\$2,212,742	\$1,947,525	\$363,663	\$242,500	\$0	\$0	\$0	\$0	\$2,576,405	\$2,190,025
Arizona Native Scholastic and Enrichment Resource Foundation	1999	\$402,996	\$277,287	\$0	\$0	\$0	\$0	\$0	\$0	\$402,996	\$277,287
Arizona Private Education Scholarship Fund	1999	\$19,989,462	\$16,601,922	\$5,292,327	\$3,900,507	\$2,057,000	\$1,765,832	\$660,600	\$570,724	\$27,999,389	\$22,838,985
Arizona Scholarship Fund	1998	\$50,471,527	\$44,257,321	\$4,470,279	\$3,230,752	\$826,491	\$703,999	\$16,800	\$13,744	\$55,785,097	\$48,205,816
Arizona Scholarship & Grants Organization	1999	\$6,775	\$0	\$0	\$0					\$6,775	\$0
Arizona Scholarships & Tuition	1998	\$23,075	\$26,360	\$0	\$0					\$23,075	\$26,360
Arizona School Choice Trust	1998	\$20,193,738	\$19,642,890	\$2,455,807	\$1,534,873	\$25,514,253	\$19,134,031	\$2,030,247	\$1,582,679	\$50,194,045	\$41,894,473
Arizona Tax Credit	2014	\$585,898	\$429,347	\$337,601	\$247,656	\$0	\$0	\$0	\$0	\$923,499	\$677,003
Arizona Tax Credit for Education	2015	did not report				did not report					
Arizona Tuition Connection	2013	\$3,034,068	\$2,203,607	\$1,934,832	\$951,725	\$5,465,000	\$2,502,024	\$60,000	\$0	\$10,493,900	\$5,657,356
Arizona Tuition Organization	2004	\$15,392,053	\$13,571,234	\$2,742,983	\$1,998,998	\$0	\$0	\$0	\$0	\$18,135,036	\$15,570,232
Arizona Waldorf Scholarship Foundation	2001	\$2,004,562	\$1,722,434	\$310,334	\$201,004	\$150,000	\$110,096	\$0	\$0	\$2,464,896	\$2,033,534
Arizona Youth Education Scholarships	2011	\$0	\$0	\$0	\$0	\$135,800	\$122,209	\$0	\$0	\$135,800	\$122,209
Arizona's Catholic Tuition Support Organization	1999	\$62,039,062	\$54,494,092	\$8,927,414	\$5,757,227	\$27,962,891	\$20,488,971	\$780,500	\$412,116	\$99,709,868	\$81,152,406
Best Student Fund	2001	\$2,917,668	\$2,751,015	\$427,143	\$354,342	\$0	\$0	\$0	\$0	\$3,344,811	\$3,105,357
Bret Reed Freesmeyer Memorial Scholarship Fund	2001	\$426,736	\$492,962	\$0	\$0					\$426,736	\$492,962
Brophy Community Foundation	1998	\$17,115,404	\$14,458,702	\$3,348,817	\$2,051,482	\$19,683,400	\$13,182,230	\$0	\$0	\$40,147,621	\$29,692,414
Carden Schools Scholarship Fund	1998	\$57,980	\$55,067	\$0	\$0					\$57,980	\$55,067
Catholic Education Arizona	1998	\$144,698,725	\$132,075,526	\$19,269,166	\$12,279,468	\$28,279,963	\$21,241,955	\$0	\$0	\$192,247,854	\$165,596,949
Chabad Tuition Organization	2000	\$2,225,748	\$1,969,723	\$385,738	\$353,884	\$500	\$450	\$0	\$0	\$2,611,986	\$2,324,057
Chaparral Mission Scholarship Fund	2001	\$1,460,480	\$1,527,304	\$0	\$0	\$3,000	\$3,000	\$0	\$0	\$1,463,480	\$1,530,304
Children's Scholarship Network of Arizona	2008	\$164,211	\$156,647	\$0	\$0	\$330,000	\$323,438	\$0	\$0	\$494,211	\$480,085

Highlighted STOs are no longer operational.

Table 2
Donations and Scholarships by School Tuition Organization CY1998 - FY2016

School Tuition Organization	1 ST Year	Original Individual		Switcher Individual		Low-Income Corporate		Disabled/Displaced Corporate		TOTALS	
		Donations	Scholarships	Donations	Scholarships	Donations	Scholarships	Donations	Scholarships	Donations	Scholarships
Christ Lutheran School Tuition Organization	2000	\$2,953,620	\$2,691,037	\$409,473	\$337,473	\$0	\$0	\$0	\$0	\$3,363,093	\$3,028,510
Christian Scholarship Foundation	1999	\$3,516,267	\$3,161,008	\$271,075	\$179,999	\$196,000	\$162,480	\$0	\$0	\$3,983,342	\$3,503,487
Christian Scholarship Fund of Arizona	1998	\$5,469,867	\$4,945,331	\$241,039	\$128,327	\$50,000	\$50,107	\$0	\$0	\$5,760,906	\$5,123,765
Classical Christian Scholarship Fund	2003	\$249,968	\$207,891	\$0	\$0					\$249,968	\$207,891
Cochise Christian School Tuition Organization	2002	\$5,023,779	\$4,881,286	\$702,053	\$664,673	\$135,000	\$135,000	\$0	\$0	\$5,860,832	\$5,680,959
Corporate Tax Foundation	2011					\$4,430,000	\$1,434,758	\$0	\$0	\$4,430,000	\$1,434,758
Corporations Reducing Student Tuition	2014					\$0	\$0	\$0	\$0	\$0	\$0
Diversity Leadership Institute	2012	\$0	\$0	\$0	\$0	\$0	\$0	\$0	\$0	\$0	\$0
Dynamite Montessori Foundation	2001	\$602,213	\$528,057	\$134,419	\$126,489	\$0	\$0	\$6,920	\$4,728	\$743,552	\$659,274
Educare Scholarship Fund	1999	\$847,957	\$817,733	\$0	\$0					\$847,957	\$817,733
Education Liberty Fund	2015	\$3,210	\$0	\$2,258	\$0	\$0	\$0	\$0	\$0	\$5,468	\$0
Engelhardt/Pappas Foundation	1999	\$1,219,231	\$1,123,034	\$0	\$0					\$1,219,231	\$1,123,034
Financial Assistance for Independent Schools	2000	\$4,002,593	\$3,374,667	\$836,568	\$541,879	\$320,000	\$158,363	\$785,000	\$618,427	\$5,944,160	\$4,693,336
Flagstaff Scholarship Fund	2001	\$1,752,439	\$1,610,865	\$0	\$0	\$1,392,500	\$1,316,020	\$0	\$0	\$3,144,939	\$2,926,885
Foundation for Corporate Tax Credit	2011					\$677,000	\$685,780	\$0	\$0	\$677,000	\$685,780
Foundation for Lutherans Interested in Funding Education	2002	\$432,551	\$428,851	\$0	\$0					\$432,551	\$428,851
Foundation for Montessori Scholarships	1999	\$522,654	\$473,808	\$0	\$0					\$522,654	\$473,808
Funds for Kids	2013	\$537,708	\$485,461	\$284,321	\$255,588	\$65,000	\$58,500	\$0	\$0	\$887,029	\$799,549
H.E.L.P. Scholarship Foundation	1998	\$13,032,282	\$12,369,660	\$806,204	\$730,432	\$10,605	\$9,480	\$0	\$0	\$13,849,091	\$13,109,572
Higher Education STO	2011	\$366,767	\$317,748	\$126,206	\$116,169	\$10,000	\$9,000	\$0	\$0	\$502,973	\$442,917
Independent Schools Corporate Tax Foundation	2011					\$5,225,000	\$2,201,281	\$0	\$0	\$5,225,000	\$2,201,281
Institute for Better Education	1998	\$75,145,789	\$59,868,430	\$15,462,003	\$8,729,389	\$5,909,364	\$5,379,747	\$966,398	\$720,662	\$97,483,554	\$74,698,227
Investing in Children of Arizona Scholarship Fund	2003	\$6,875	\$0	\$0	\$0					\$6,875	\$0
Jewish Education Tax Credit Organization	1999	\$8,709,830	\$7,142,769	\$1,552,070	\$984,524	\$750,000	\$825,895	\$0	\$0	\$11,011,900	\$8,953,188
Jewish Tuition Organization	1999	\$24,058,220	\$22,574,085	\$4,651,880	\$3,074,034	\$973,100	\$560,061	\$0	\$0	\$29,683,200	\$26,208,180
Just Friends of Education	2009	\$7,600	\$6,070	\$0	\$0	\$0	\$0	\$0	\$0	\$7,600	\$6,070
Lexington Education Foundation	2016	\$3,817	\$0	\$2,128	\$0	\$0	\$0		\$0	\$5,945	\$0
Life Development Institute Education Fund	2006	\$265,879	\$227,236	\$62,673	\$49,707	\$25,000	\$19,200	\$45,000	\$35,410	\$398,552	\$331,553
Lutheran Education Foundation	1998	\$2,968,102	\$2,797,245	\$97,302	\$82,631	\$0	\$0	\$0	\$0	\$3,065,404	\$2,879,876
Maranatha Christian Co-Op Tuition Fund	1998	\$21,630	\$3,926	\$0	\$0					\$21,630	\$3,926
Montessori Centre School Tuition Organization	2000	\$361,549	\$349,867	\$0	\$0					\$361,549	\$349,867
Montessori Scholarship Organization	2000	\$4,575,177	\$4,331,540	\$594,152	\$465,143	\$0	\$0	\$0	\$0	\$5,169,329	\$4,796,683
Montessori School Tuition Organization	1999	\$43,400	\$38,900	\$0	\$0					\$43,400	\$38,900
Northern Arizona Christian School Scholarship Fund	1998	\$4,664,409	\$3,901,589	\$737,173	\$474,691	\$380,226	\$353,447	\$0	\$0	\$5,781,807	\$4,729,727
Orme Primavera Schools Foundation	1999	\$2,903,211	\$2,699,661	\$327,095	\$282,537					\$3,230,306	\$2,982,198
Pappas Kids Schoolhouse Foundation	2005	\$2,720,315	\$2,375,260	\$938,997	\$851,890	\$340,000	\$309,676	\$0	\$0	\$3,999,312	\$3,536,826
Parkside Christian Learning Center	2012	\$0	\$0	\$0	\$0					\$0	\$0
Patagonia Scholarship Fund	1999	\$76,154	\$62,713	\$0	\$0					\$76,154	\$62,713
Pinetop Tuition Support Organization	2006	\$146,642	\$126,821	\$19,096	\$13,097	\$0	\$0	\$0	\$0	\$165,738	\$139,918
Scholarships for Educational Excellence Foundation	2009	\$564,518	\$560,705	\$145,817	\$82,770					\$710,335	\$643,476
School Choice Arizona	2006	\$2,450,311	\$1,724,865	\$665,006	\$428,735	\$17,826,265	\$13,171,084	\$740,000	\$630,488	\$21,681,583	\$15,955,172

Highlighted STOs are no longer operational.

Table 2
Donations and Scholarships by School Tuition Organization CY1998 - FY2016

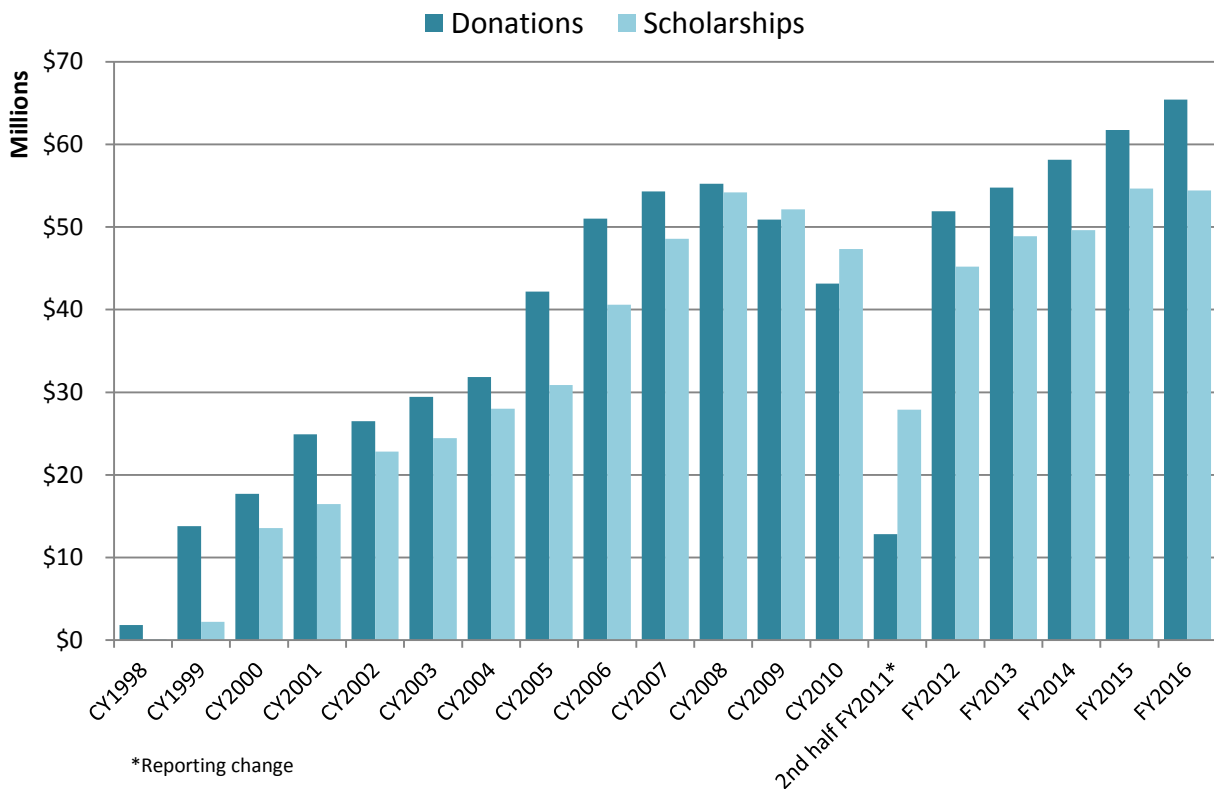
School Tuition Organization	1 ST Year	Original Individual		Switcher Individual		Low-Income Corporate		Disabled/Displaced Corporate		TOTALS	
		Donations	Scholarships	Donations	Scholarships	Donations	Scholarships	Donations	Scholarships	Donations	Scholarships
School Tuition Association of Yuma	1999	\$3,890,116	\$3,546,809	\$395,925	\$351,108	\$928,600	\$847,661	\$0	\$1,250	\$5,214,641	\$4,746,828
Schools With Heart Foundation	1999	\$4,123,669	\$3,773,495	\$696,277	\$579,390	\$0	\$0	\$0	\$0	\$4,819,946	\$4,352,885
Shepherd of the Desert Education Foundation	2000	\$1,937,020	\$1,814,635	\$314,566	\$267,258	\$0	\$0	\$0	\$0	\$2,251,586	\$2,081,893
Southern Arizona Foundation for Education-SAFE Lutheran	1998	\$4,193,008	\$4,072,485	\$135,696	\$103,530	\$0	\$0	\$0	\$0	\$4,328,704	\$4,176,016
Students First Foundation	2015	\$0	\$0	\$0	\$0	\$0	\$0	\$0	\$0	\$0	\$0
Tempe Montessori Parent's Organization	2000	\$1,327,668	\$1,285,596	\$0	\$0					\$1,327,668	\$1,285,596
Tempe Montessori School Tuition Organization	2011	\$157,233	\$41,843	\$6,000	\$13,633	\$16,000	\$0	\$0	\$0	\$179,233	\$55,476
Tesseract Tuition Organization	1998	\$146,315	\$24,250	\$0	\$0					\$146,315	\$24,250
The Leadership Consortium	2011	\$0	\$0	\$0	\$0	\$0	\$0	\$0	\$0	\$0	\$0
The Zisel Tovah Foundation	2016	\$535	\$0	\$500	\$0					\$1,035	\$0
Tuition Organization for Private Schools	2004	\$15,987,647	\$13,641,963	\$3,178,206	\$1,915,388	\$2,580,995	\$2,387,354	\$2,454,880	\$2,133,966	\$24,201,728	\$20,078,671
Valley Lutheran Scholarship Organization	2004	\$1,148,000	\$1,149,711	\$137,641	\$124,572	\$130,000	\$116,018	\$0	\$0	\$1,415,641	\$1,390,301
Valley Tuition Organization	2016	\$0	\$0	\$0	\$0	\$0	\$0	\$0	\$0	\$0	\$0
VVBC Christian Education Fund	1999	\$324,519	\$317,182	\$0	\$0					\$324,519	\$317,182
Walter T. Beamis Scholarship Foundation	1999	\$11,371	\$4,000	\$0	\$0					\$11,371	\$4,000
White Mountain Tuition Support Foundation	2004	\$1,723,404	\$1,507,529	\$396,695	\$283,461	\$0	\$0	\$0	\$0	\$2,120,099	\$1,790,991
Yo Creo	2011	\$0	\$0	\$0	\$0	\$0	\$0	\$0	\$0	\$0	\$0
Yuma's Education Scholarship Fund for Kids	2003	\$6,584,002	\$6,060,044	\$1,253,757	\$884,379	\$169,425	\$152,072	\$160,000	\$120,498	\$8,167,184	\$7,216,993
TOTALS		\$747,691,163	\$661,978,579	\$112,248,966	\$75,026,603	\$230,774,364	\$160,143,945	\$19,253,995	\$12,311,419	\$1,109,968,488	\$909,460,546

Highlighted STOs are no longer operational.

ORIGINAL INDIVIDUAL INCOME TAX CREDIT PROGRAM

Arizona allows an individual income tax credit for donations made to STOs that provide scholarships to private schools. Fifty-nine STOs were certified to receive individual donations in FY2016. The original individual income tax credit for contributions to school tuition organizations is governed by A.R.S. § 43-1089 and Chapter 16 in Title 43. A taxpayer could receive an income tax credit for a donation of \$535 (for single, unmarried head of household and married filing separate taxpayers) or \$1,070 (for married filing joint taxpayers) in tax year 2015. The maximum credit amounts are adjusted each year for inflation. For tax year 2016 the original individual income tax credit increased to \$545 and \$1,090. The original individual scholarship is available to K-12 students and preschool students with disabilities. The scholarship amount cannot exceed the cost of tuition for an academic year.

Growth in Original Individual Credit Program

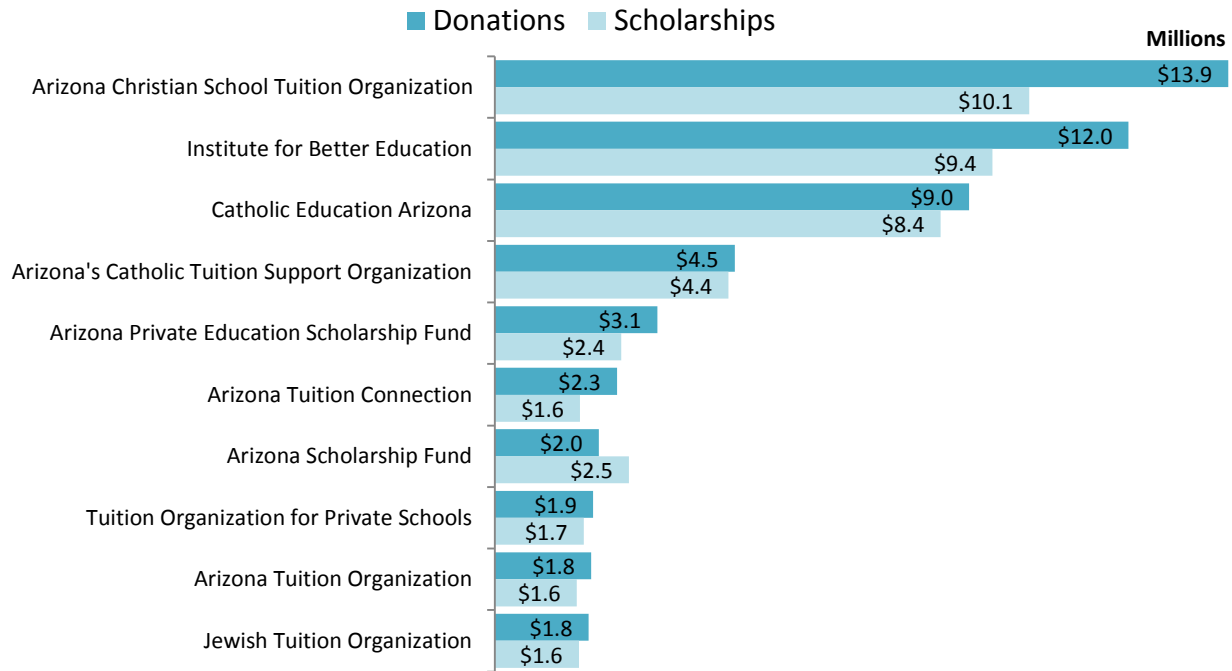


The following table shows the number of STOs collecting original individual donations in each period, the number of donations and the amount of tax credit donations. Percent change is calculated for prior year amounts reported. No percent change is calculated for FY2011 as this is the first fiscal year reporting period. The table also shows the number of STOs providing original individual scholarships in each period, the number of scholarships and the amount of scholarships paid. (For calendar years prior to 2003, the numbers are soft; reporting was not statutorily-required at that time.) As with the donations data, no percent change is calculated for FY2011 as this was the first fiscal year reporting period. Please note that the number of scholarships paid does not equate to the number of students receiving scholarships. Many families seek scholarships from multiple STOs, resulting in one child being counted several times in the scholarship counts.

ORIGINAL INDIVIDUAL INCOME TAX CREDIT PROGRAM

Reporting Year	Original Individual Donations				Original Individual Scholarships			
	# of STOs	# donations	\$ Amount	% change	# of STOs	# scholarships	\$ Amount	% change
CY1998	16	4,248	\$1,815,798		4	128	\$103,790	
CY1999	33	32,023	\$13,781,341		19	3,207	\$2,196,734	
CY2000	36	38,249	\$17,701,284	28.4%	32	15,081	\$13,561,981	517.4%
CY2001	43	46,696	\$24,897,444	40.7%	39	18,049	\$16,484,958	21.6%
CY2002	43	52,203	\$26,512,683	6.5%	43	19,582	\$22,826,746	38.5%
CY2003	51	58,122	\$29,444,972	11.1%	49	20,134	\$24,428,197	7.0%
CY2004	53	63,830	\$31,846,494	8.2%	51	21,146	\$28,025,083	14.7%
CY2005	53	69,239	\$42,196,206	32.5%	51	22,529	\$30,863,153	10.1%
CY2006	56	73,617	\$51,012,326	20.9%	52	24,678	\$40,594,978	31.5%
CY2007	55	76,065	\$54,304,968	6.5%	55	27,153	\$48,561,687	19.6%
CY2008	55	78,434	\$55,260,728	1.8%	54	28,327	\$54,205,394	11.6%
CY2009	54	73,430	\$50,916,897	-7.9%	52	27,592	\$52,127,262	-3.8%
CY2010	53	62,940	\$43,163,214	-15.2%	54	26,430	\$47,333,755	-9.2%
FY2011 ⁸	50	74,681	\$51,408,122		50	25,105	\$46,091,539	
FY2012	49	76,739	\$51,918,033	1.0%	50	23,828	\$45,209,410	-1.9%
FY2013	48	76,098	\$54,794,058	5.5%	47	25,462	\$48,873,359	8.1%
FY2014	49	80,893	\$58,129,582	6.1%	48	26,972	\$49,610,422	1.5%
FY2015	52	80,930	\$61,740,333	6.2%	50	29,802	\$54,656,554	10.2%
FY2016	55	86,513	\$65,436,399	6.0%	50	31,578	\$54,433,864	-0.4%

Top 10 STOs by FY2016 Original Individual Donations



⁸ There are 6 months that overlap between CY2010 and FY2011. Some of the donations and scholarships showing for FY2011 are already included in CY2010.

FY2016 Original Individual Donations and Scholarships

Table 3 (pg. 15) shows the number, amount and average of the FY2016 original individual donations received by STO. In addition, the number and amount of scholarships paid by STO as well as the average scholarships and number of schools receiving scholarships is included. This table also provides the number and amount of original individual future reserved scholarships reported by each STO.

Arizona Christian School Tuition Organization received the most original individual donations in FY2016 of \$13.9 million or 21.2% of the total donations. Cochise Christian School Tuition Organization reported the largest average donation amount of \$1,183 for FY2016. Because STOs will receive donations in a fiscal year that will include two tax years, the average will fall between the two tax year donation caps.

Arizona Christian School Tuition Organization paid the highest amount of original individual scholarships (\$10.1 million or 18.6% of the total) and awarded the largest number of scholarships (5,717 scholarships or 18.1% of total). There were five STOs that received donations but did not pay scholarships in FY2016. All five were certified during FY2015 or FY2016. STOs must allocate 90% of the tax credit donations to scholarships within two fiscal years after receipt of the donations.

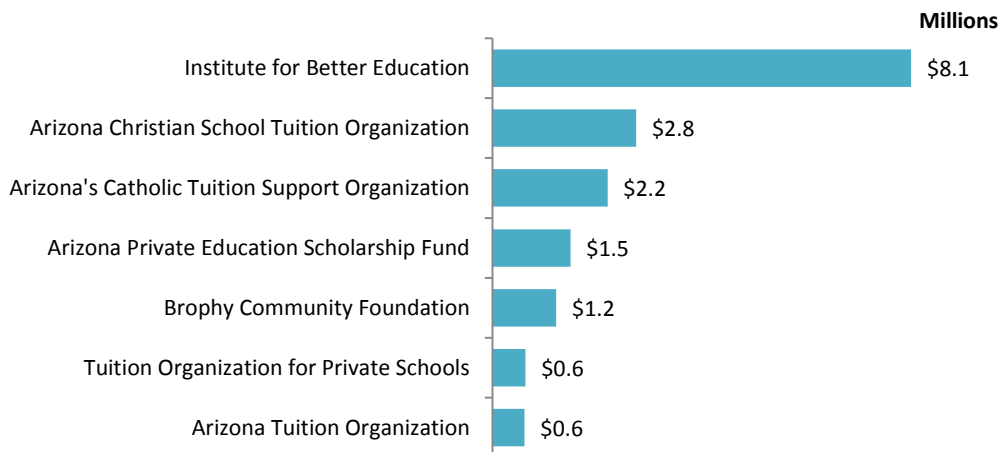
The 50 STOs that paid original individual scholarships in FY2016 show an overall average scholarship of \$1,724. The average original individual scholarship amounts paid by STOs in FY2016 ranged from \$427 to \$5,698. Note that the STO average scholarship calculation will include double counting if a student attends two different private schools during the year and an STO awards the student scholarships to both schools.

The 50 STOs provided original individual scholarships to 330 private schools throughout Arizona. Institute for Better Education provided original individual scholarships to a total of 179 schools. There were 10 STOs that provided scholarships to the required minimum of two private schools.

Future Reserved Original Individual Scholarships

STOs also reserved scholarships for specific students for future years. Nineteen STOs reserved an additional \$18.6 million in the original individual donation program for 10,476 students. In FY2016 Institute for Better Education reported reserving the largest amount of original individual donations for future year scholarships of \$8.1 million for 4,433 students. It should be noted that a portion of the reserved future year awards reported by STOs may be for scholarships to be awarded in the upcoming academic year.

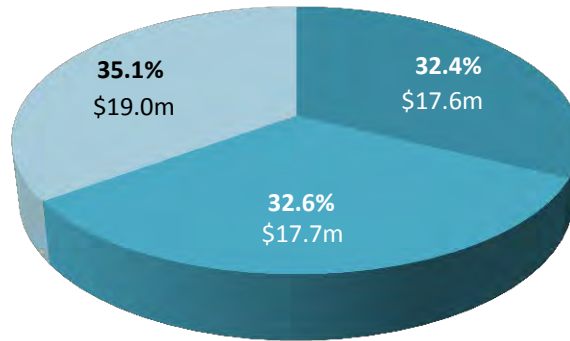
STOs Reporting Future Reserved Original Individual Scholarships Greater than \$500,000 in FY2016



FY2016 Original Individual Scholarships by Income Level

STOs are required to report the percentage of scholarship dollars that go to families with income of 185% or less of poverty level and the percentage of scholarship dollars that go to families with income ranging from above 185% of poverty level to 342.25% of poverty level. For the 2015-2016 academic year, 342.25% of the federal poverty level for a household of four was \$82,997.

Overall Share of FY2016 Original Individual Scholarships by Family Income



- Families with income up to 185% of poverty level
- Families with income from 185% to 342.25% of poverty level
- Families with income greater than 342.25% of poverty level

Table 4 (pg. 17) shows the income level percentages for each STO. Ten organizations gave 100% of their scholarships to children in families with income of 342.25% or less of poverty level. There were 10 STOs that gave more than 50% of their original scholarships to children of families with income greater than 342.25% of poverty level.

Original Individual Credit Program 90/10 Calculation

All STOs certified to collect original individual donations in FY2016 were evaluated as to their status in relation to the requirement that 90% of all revenue must be paid out in scholarships. From an administrative viewpoint, no STO is expected to pay out 90% of donations it receives in the current year for scholarships the same year. There will always be a lag between revenue received and revenue paid out and it does not mean that an STO with a percentage of less than 90% is in violation of the law. The 90% requirement is evaluated using two different methods: 1) a review of total donations and scholarships over the life of the STO and 2) calculating 90% of credit donations received in a particular fiscal year and tracking the amount to be awarded within the following two fiscal years. The following table shows the lifetime percentage calculated based on total donations and scholarships (method #1) for those STOs certified to receive original individual donations in FY2016.

Original Individual Credit Program Lifetime 90/10 Ratios

School Tuition Organization	Ratio	School Tuition Organization	Ratio
Academic Opportunity of Arizona	0.0	Arizona Education and Scholarship Opportunity Program	44.9
Alumnus School Tuition Organization	0.0	Arizona Education First	49.6
Arizona Adventist Scholarships	96.2	Arizona Education Scholarship Foundation	77.2
Arizona Christian School Tuition Organization	90.8	Arizona Episcopal Schools Foundation	88.4
Arizona Community Foundation STO	42.0	Arizona Independent Schools Scholarship Foundation	93.7

Original Individual Credit Program Lifetime 90/10 Ratios (continued)

School Tuition Organization	Ratio	School Tuition Organization	Ratio
Arizona International Academy Scholarship Fund	83.8	Higher Education STO	90.1
Arizona Lutheran Scholarship Organization	93.1	Institute for Better Education	90.5
Arizona Private Education Scholarship Fund	90.8	Jewish Education Tax Credit Organization	83.4
Arizona Scholarship Fund	87.7	Jewish Tuition Organization	94.0
Arizona School Choice Trust	99.4	Lexington Education Foundation	0.0
Arizona Tax Credit	83.4	Life Development Institute Education Fund	89.2
Arizona Tuition Connection	72.8	Lutheran Education Foundation	94.6
Arizona Tuition Organization	92.4	Montessori Scholarship Organization	95.2
Arizona Waldorf Scholarship Foundation	86.7	Northern Arizona Christian School Scholarship Fund	84.0
Arizona's Catholic Tuition Support Organization	91.5	Orme Primavera Schools Foundation	93.1
BEST Student Fund	94.9	Pappas Kids Schoolhouse Foundation	87.8
Brophy Community Foundation	91.8	Pinetop Tuition Support Organization	93.2
Catholic Education Arizona	91.3	Scholarships for Education Excellence Foundation	107.3
Chabad Tuition Organization	88.7	School Choice Arizona	76.8
Christ Lutheran School Tuition Organization	92.2	School Tuition Association of Yuma	91.5
Christian Scholarship Foundation	90.1	Schools With Heart Foundation	91.6
Christian Scholarship Fund of Arizona	90.5	Shepherd of the Desert Education Foundation	94.4
Cochise Christian School Tuition Organization	98.3	Southern Arizona Foundation for Education	97.9
Dynamite Montessori Foundation	95.0	Tuition Organization for Private Schools	89.5
Education Liberty Fund	0.0	Valley Lutheran Scholarship Organization	101.8
Financial Assistance for Independent Schools	88.4	White Mountain Tuition Support Foundation	88.0
Funds for Kids	90.6	Yuma's Education Scholarship Fund for Kids	92.2

Seven STOs have lifetime ratios below 50.0 because they are newer STOs; their scholarships should increase significantly within the next year or two. Two STOs have a percentage greater than 100% because scholarships were paid from revenue that was not tax credit donations or due to reserved scholarships for specific students in future years. These percentages are being monitored annually and if STOs with low percentages do not improve, ADOR will review that program to determine the reason. Based on the yearly 90% calculation (method #2), there are currently no STOs in violation of the 90% requirement.

Table 3
FY 2016 Original Individual Donations and Scholarships by School Tuition Organization

School Tuition Organization	Donations			Scholarships				Future Reserved Scholarships	
	#	\$ Amount	Average	#	\$ Amount	Average	# of Schools	#	\$ Amount
Academic Opportunity of Arizona	8	\$6,800	\$850	0	\$0	\$0	0	0	\$0
Alumnus School Tuition Organization	12	\$8,525	\$710	0	\$0	\$0	0	0	\$0
Arizona Adventist Scholarships	556	\$329,587	\$593	306	\$307,724	\$1,006	13	0	\$0
Arizona Christian School Tuition Organization	17,339	\$13,890,936	\$801	5,717	\$10,122,421	\$1,771	120	1,407	\$2,793,757
Arizona Community Foundation School Tuition Organization	229	\$194,835	\$851	33	\$131,444	\$3,983	19	0	\$0
Arizona Education and Scholarship Opportunity Program	45	\$31,037	\$690	27	\$11,523	\$427	3	0	\$0
Arizona Education First	138	\$113,931	\$826	17	\$76,780	\$4,516	3	0	\$0
Arizona Education Scholarship Foundation	709	\$576,702	\$813	395	\$412,960	\$1,045	66	90	\$52,323
Arizona Episcopal Schools Foundation	1,208	\$836,011	\$692	214	\$644,765	\$3,013	5	0	\$0
Arizona Independent Schools Scholarship Foundation	970	\$802,692	\$828	214	\$703,866	\$3,289	3	0	\$0
Arizona International Academy Scholarship Fund	105	\$90,660	\$863	25	\$76,279	\$3,051	6	0	\$0
Arizona Lutheran Scholarship Organization	392	\$257,420	\$657	262	\$215,738	\$823	8	129	\$102,611
Arizona Private Education Scholarship Fund	3,751	\$3,080,016	\$821	1,220	\$2,393,060	\$1,962	90	913	\$1,520,840
Arizona Scholarship Fund	2,268	\$1,968,622	\$868	1,813	\$2,543,849	\$1,403	138	0	\$0
Arizona School Choice Trust	1,322	\$907,145	\$686	136	\$283,788	\$2,087	39	185	\$401,875
Arizona Tax Credit	461	\$393,206	\$853	242	\$301,697	\$1,247	33	11	\$56,907
Arizona Tuition Connection	3,188	\$2,318,103	\$727	1,054	\$1,613,342	\$1,531	107	0	\$0
Arizona Tuition Organization	2,283	\$1,826,031	\$800	849	\$1,551,618	\$1,828	8	517	\$624,827
Arizona Waldorf Scholarship Foundation	287	\$201,616	\$702	67	\$169,040	\$2,523	2	0	\$0
Arizona's Catholic Tuition Support Organization	6,689	\$4,546,932	\$680	2,625	\$4,427,700	\$1,687	25	1,232	\$2,240,274
Best Student Fund	232	\$199,279	\$859	48	\$145,135	\$3,024	2	0	\$0
Brophy Community Foundation	1,661	\$1,284,446	\$773	509	\$1,087,184	\$2,136	21	573	\$1,241,922
Catholic Education Arizona	13,612	\$8,986,612	\$660	5,394	\$8,443,445	\$1,565	37	0	\$0
Chabad Tuition Organization	307	\$208,956	\$681	30	\$158,467	\$5,282	4	0	\$0
Christ Lutheran School Tuition Organization	262	\$195,315	\$745	74	\$170,455	\$2,303	3	0	\$0
Christian Scholarship Foundation	307	\$202,700	\$660	179	\$181,114	\$1,012	2	0	\$0
Christian Scholarship Fund of Arizona	276	\$184,306	\$668	86	\$170,940	\$1,988	9	0	\$0
Cochise Christian School Tuition Organization	566	\$669,858	\$1,183	355	\$645,756	\$1,819	17	35	\$47,145
Dynamite Montessori Foundation	81	\$71,841	\$887	28	\$85,102	\$3,039	2	16	\$13,897
Education Liberty Fund	4	\$3,210	\$803	0	\$0	\$0	0	0	\$0
Financial Assistance for Independent Schools	368	\$287,429	\$781	26	\$114,654	\$4,410	2	47	\$149,000
Funds For Kids	160	\$32,710	\$204	192	\$244,591	\$1,274	22	0	\$0
Higher Education STO	98	\$65,772	\$671	38	\$69,810	\$1,837	5	0	\$0
Institute for Better Education	14,480	\$12,003,879	\$829	5,325	\$9,429,265	\$1,771	179	4,433	\$8,140,067
Jewish Education Tax Credit Organization	770	\$585,252	\$760	125	\$400,885	\$3,207	2	29	\$100,664
Jewish Tuition Organization	2,350	\$1,777,120	\$756	528	\$1,592,798	\$3,017	6	0	\$0
Lexington Education Foundation	4	\$3,817	\$954	0	\$0	\$0	0	0	\$0
Life Development Institute Education Fund	58	\$47,266	\$815	7	\$29,283	\$4,183	2	0	\$0
Lutheran Education Foundation	124	\$82,244	\$663	29	\$76,199	\$2,628	6	0	\$0
Montessori Scholarship Organization	479	\$386,429	\$807	110	\$301,888	\$2,744	7	0	\$0
Northern Arizona Christian School Scholarship Fund	763	\$556,657	\$730	200	\$464,483	\$2,322	5	0	\$0
Orme Primavera Schools Foundation	291	\$232,098	\$798	46	\$215,331	\$4,681	2	0	\$0

Table 3
FY 2016 Original Individual Donations and Scholarships by School Tuition Organization

School Tuition Organization	Donations			Scholarships				Future Reserved Scholarships	
	#	\$ Amount	Average	#	\$ Amount	Average	# of Schools	#	\$ Amount
Pappas Kids Schoolhouse Foundation	617	\$476,338	\$772	293	\$451,361	\$1,540	27	0	\$0
Pinetop Tuition Support Organization	9	\$8,993	\$999	7	\$9,303	\$1,329	2	0	\$0
Scholarships for Educational Excellence Foundation	112	\$90,545	\$808	69	\$117,473	\$1,703	3	17	\$38,070
School Choice Arizona	1,787	\$656,238	\$367	357	\$384,920	\$1,078	66	166	\$155,178
School Tuition Association of Yuma	195	\$142,198	\$729	187	\$162,689	\$870	9	0	\$0
Schools With Heart Foundation	376	\$301,495	\$802	54	\$307,669	\$5,698	3	0	\$0
Shepherd of the Desert Education Foundation	264	\$142,973	\$542	72	\$114,093	\$1,585	4	0	\$0
Southern Arizona Foundation for Education-SAFE Lutheran	239	\$147,016	\$615	49	\$121,977	\$2,489	2	10	\$4,097
The Zisel Tovah Foundation	1	\$535	\$535	0	\$0	\$0	0	0	\$0
Tuition Organization for Private Schools	2,280	\$1,860,226	\$816	1,238	\$1,684,883	\$1,361	104	435	\$643,191
Valley Lutheran Scholarship Organization	144	\$100,281	\$696	149	\$156,650	\$1,051	3	0	\$0
White Mountain Tuition Support Foundation	346	\$256,430	\$741	88	\$165,286	\$1,878	4	0	\$0
Yuma's Education Scholarship Fund for Kids	930	\$805,128	\$866	470	\$743,182	\$1,581	14	231	\$291,542
TOTALS	86,513	\$65,436,399	\$756	31,578	\$54,433,864	\$1,724		10,476	\$18,618,187

Table 4
FY 2016 Original Individual Scholarships by Income Level

School Tuition Organization	Original Individual Scholarships	% of Scholarships to Families with		
		Income up to 185% of Poverty Level	Income from 185% to 342.25% of Poverty Level	Remaining %
Arizona Adventist Scholarships	\$307,724	55.1%	28.9%	16.0%
Arizona Christian School Tuition Organization	\$10,122,421	21.2%	30.3%	48.5%
Arizona Community Foundation School Tuition Organization	\$131,444	70.3%	29.7%	0.0%
Arizona Education and Scholarship Opportunity Program	\$11,523	42.5%	34.4%	23.1%
Arizona Education First	\$76,780	9.5%	9.5%	81.0%
Arizona Education Scholarship Foundation	\$412,960	13.0%	15.9%	71.1%
Arizona Episcopal Schools Foundation	\$644,765	47.1%	20.2%	32.7%
Arizona Independent Schools Scholarship Foundation	\$703,866	34.2%	24.9%	40.9%
Arizona International Academy Scholarship Fund	\$76,279	28.7%	13.0%	58.3%
Arizona Lutheran Scholarship Organization	\$215,738	38.7%	23.1%	38.2%
Arizona Private Education Scholarship Fund	\$2,393,060	12.1%	23.5%	64.4%
Arizona Scholarship Fund	\$2,543,849	39.0%	29.3%	31.7%
Arizona School Choice Trust	\$283,788	38.9%	61.1%	0.0%
Arizona Tax Credit	\$301,697	14.3%	26.5%	59.2%
Arizona Tuition Connection	\$1,613,342	19.2%	20.5%	60.3%
Arizona Tuition Organization	\$1,551,618	15.0%	39.4%	45.6%
Arizona Waldorf Scholarship Foundation	\$169,040	84.5%	1.8%	13.7%
Arizona's Catholic Tuition Support Organization	\$4,427,700	40.4%	25.0%	34.6%
Best Student Fund	\$145,135	96.9%	3.1%	0.0%
Brophy Community Foundation	\$1,087,184	70.9%	17.4%	11.7%
Catholic Education Arizona	\$8,443,445	27.3%	52.2%	20.5%
Chabad Tuition Organization	\$158,467	86.1%	13.9%	0.0%
Christ Lutheran School Tuition Organization	\$170,455	59.8%	31.9%	8.3%
Christian Scholarship Foundation	\$181,114	71.7%	28.3%	0.0%
Christian Scholarship Fund of Arizona	\$170,940	69.9%	28.3%	1.8%
Cochise Christian School Tuition Organization	\$645,756	26.4%	41.4%	32.2%
Dynamite Montessori Foundation	\$85,102	27.5%	29.2%	43.3%
Financial Assistance for Independent Schools	\$114,654	40.5%	15.0%	44.5%
Funds For Kids	\$244,591	did not report		
Higher Education STO	\$69,810	39.7%	55.0%	5.3%
Institute for Better Education	\$9,429,265	41.0%	33.8%	25.2%
Jewish Education Tax Credit Organization	\$400,885	29.6%	13.5%	56.9%
Jewish Tuition Organization	\$1,592,798	32.9%	30.1%	37.0%
Life Development Institute Education Foundation	\$29,283	57.3%	42.7%	0.0%

Table 4
FY 2016 Original Individual Scholarships by Income Level

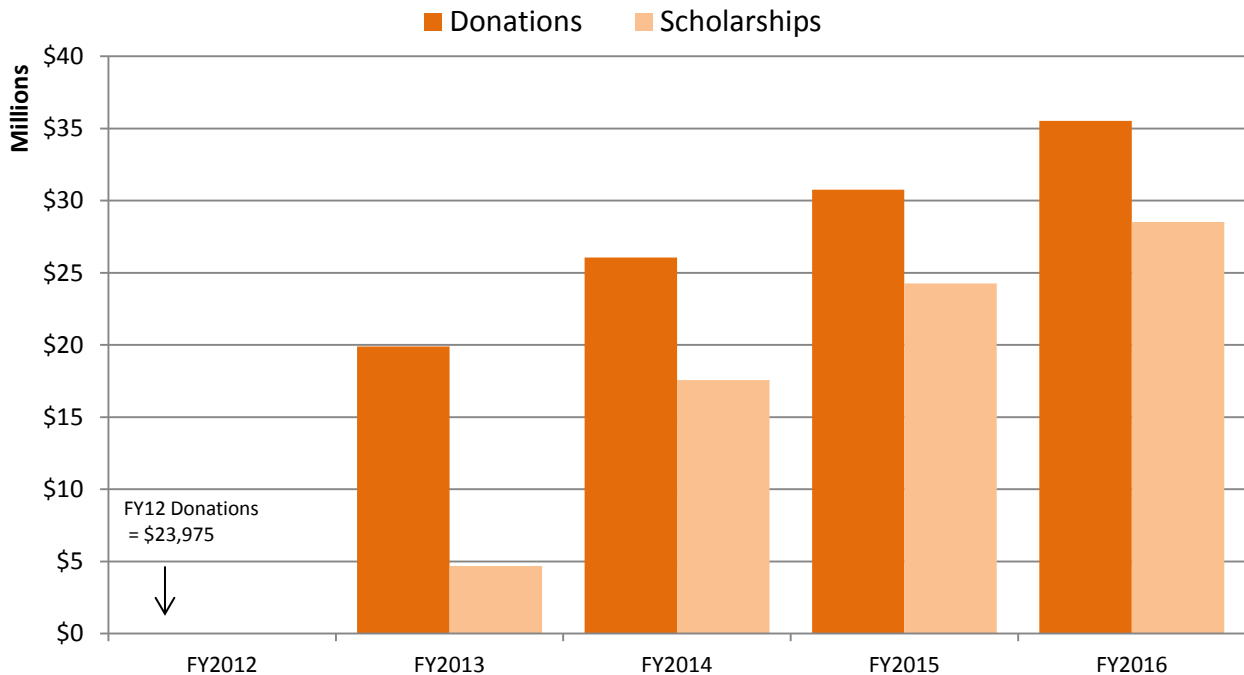
School Tuition Organization	Original Individual Scholarships	% of Scholarships to Families with		
		Income up to 185% of Poverty Level	Income from 185% to 342.25% of Poverty Level	Remaining %
Lutheran Education Foundation	\$76,199	34.1%	65.5%	0.4%
Montessori Scholarship Organization	\$301,888	21.6%	78.4%	0.0%
Northern Arizona Christian School Scholarship Fund	\$464,483	51.9%	33.2%	14.9%
Orme Primavera Schools Foundation	\$215,331	34.3%	13.5%	52.2%
Pappas Kids Schoolhouse Foundation	\$451,361	98.8%	1.2%	0.0%
Pinetop Tuition Support Organization	\$9,303	94.6%	5.4%	0.0%
Scholarships for Educational Excellence Foundation	\$117,473	53.3%	11.3%	35.4%
School Choice Arizona	\$384,920	44.4%	36.3%	19.3%
School Tuition Association of Yuma	\$162,689	19.4%	20.8%	59.8%
Schools With Heart Foundation	\$307,669	40.6%	34.7%	24.7%
Shepherd of the Desert Education Foundation	\$114,093	41.8%	27.1%	31.1%
Southern Arizona Foundation for Education-SAFE Lutheran	\$121,977	71.6%	27.3%	1.1%
Tuition Organization for Private Schools	\$1,684,883	24.2%	31.7%	44.1%
Valley Lutheran Scholarship Organization	\$156,650	80.8%	19.2%	0.0%
White Mountain Tuition Support Foundation	\$165,286	41.6%	36.0%	22.4%
Yuma's Education Scholarship Fund for Kids	\$743,182	13.7%	21.9%	64.4%
TOTALS	\$54,433,864	32.4%	32.6%	35.0%

SWITCHER INDIVIDUAL INCOME TAX CREDIT PROGRAM

Arizona allows a second individual income tax credit for individuals wishing to give more than the amount allowed for an individual income tax credit under the original individual income tax credit program. Fifty-nine STOs were certified to receive individual donations in FY2016. The switcher individual income tax credit for contributions to school tuition organizations is governed by A.R.S. § 43-1089.03 and Chapter 16 in Title 43. After donating \$535 or \$1,070 for the original individual income tax credit, individuals could donate up to an additional \$532 or \$1,064 (depending on filing status) in tax year 2015 and take this additional credit. The maximum credit amounts are adjusted each year for inflation. Additional amounts that could be donated in tax year 2016 increased to \$542 and \$1,083.

The switcher individual scholarship is available to K-12 students and preschool students with disabilities. Students receiving scholarships paid from the switcher individual donations must meet one of the following requirements: attended a public school as a full-time student for at least 90 days of the prior fiscal year and then transferred from a public school to a private school; OR is enrolling in a private school kindergarten; OR is enrolling in a private preschool program for students with disabilities; OR is a dependent of a member of the armed forces of the United States who is stationed in Arizona pursuant to military orders; OR received for any prior year a scholarship under one of the above criteria OR from the low-income corporate donation program or the disabled/displaced corporate donation program if the child continued to attend a private school in subsequent years. The scholarship amount cannot exceed the cost of tuition for an academic year.

Growth in Switcher Individual Credit Program



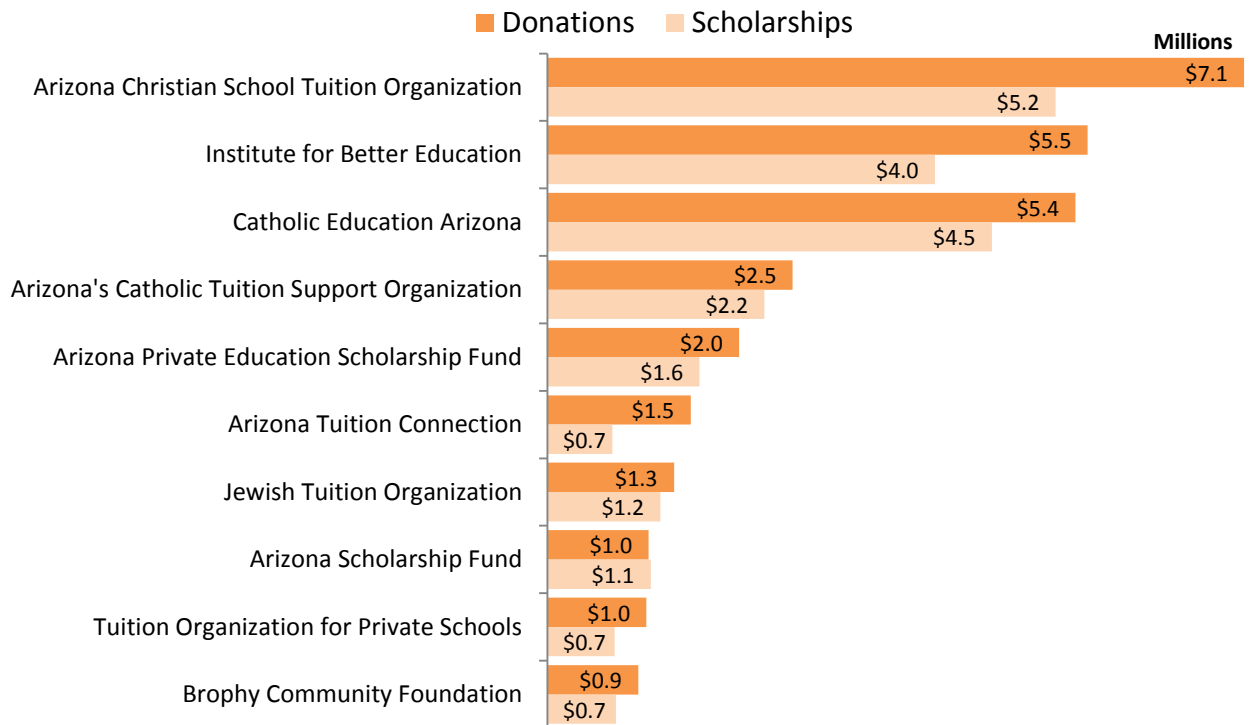
The following table shows the number of STOs collecting switcher individual donations in each period, the number of donations and the amount of tax credit donations. Percent change is calculated for prior year amounts reported. The table also shows the number of STOs providing switcher individual scholarships in each period, the number of scholarships and the amount of scholarships paid. Please note that the number of scholarships paid does not equate to the number of students receiving scholarships. Many families seek

scholarships from multiple STOs, resulting in one child being counted several times in the scholarship counts.

SWITCHER INDIVIDUAL INCOME TAX CREDIT PROGRAM

Reporting Year	Switcher Individual Donations				Switcher Individual Scholarships			
	# of STOs	# donations	\$ Amount	% change	# of STOs	# scholarships	\$ Amount	% change
FY2012	7	34	\$23,975		0	0	\$0	
FY2013	48	25,713	\$19,891,765	NA	36	4,473	\$4,681,192	
FY2014	49	32,460	\$26,060,133	31.0%	46	13,261	\$17,561,453	275.1%
FY2015	52	37,673	\$30,750,432	18.0%	52	16,286	\$24,260,454	38.1%
FY2016	55	42,345	\$35,522,660	15.5%	50	20,976	\$28,523,504	17.6%

Top 10 STOs by FY2016 Switcher Individual Donations



FY2016 Switcher Individual Donations and Scholarships

Table 5 (pg. 24) shows the number, amount and average of the FY2016 switcher individual donations received by STO. In addition, the number and amount of scholarships paid by STO as well as the average scholarships and number of schools receiving scholarships is included. This table also provides the number and amount of switcher individual future reserved scholarships reported by each STO.

Arizona Christian School Tuition Organization received the most switcher individual donations in FY2016 of \$7.1 million or 20.1% of the total donations. Brophy Community Foundation reported the largest average donation amount of \$1,370 for FY2016. Because STOs will receive donations in a fiscal year that will incorporate two tax years, the average may fall between two tax year donation caps.

Arizona Christian School Tuition Organization paid the highest amount of switcher individual scholarships (\$5.2 million or 18.2% of the total) and awarded the largest number of scholarships (3,986 scholarships or 19.0% of total). There were five STOs that received donations but did not pay scholarships in FY2016. All five were certified during FY2015 or FY2016. STOs must allocate 90% of the tax credit donations to scholarships within two fiscal years after receipt of the donations.

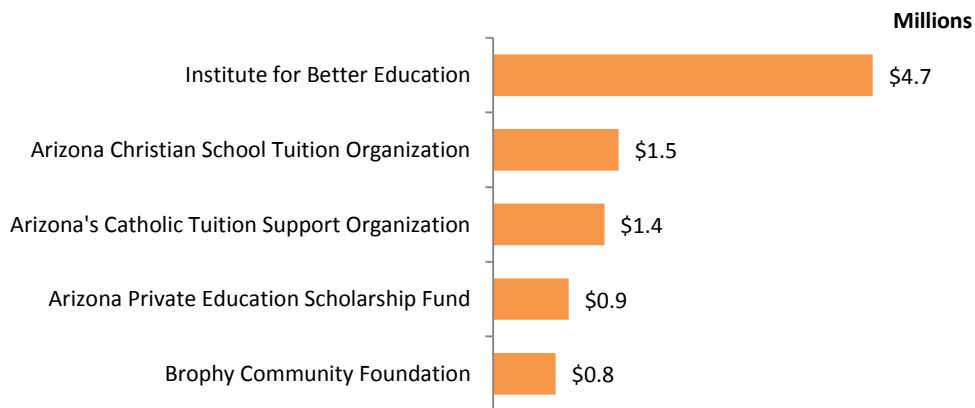
The 50 STOs that paid switcher individual scholarships in FY2016 show an overall average scholarship of \$1,360. The overall average switcher individual scholarship amounts paid by STOs in FY2016 ranged from \$430 to \$17,354 which was reported by Life Development Institute Education Fund. Note that the STO average scholarship calculation will include double counting if a student attends two different private schools during the year and an STO awards the student scholarships to both schools.

The 50 STOs provided switcher individual scholarships to 321 private schools throughout Arizona. Institute for Better Education provided switcher individual scholarships to a total of 158 private schools. There were 10 STOs that provided scholarships to the required minimum of two private schools. There were seven STOs that provided switcher individual scholarships to only one private school. When verifying an STO's compliance with the statutory requirement to not limit scholarships to only one school, both the original and switcher scholarship programs are reviewed together. Based on information provided by the STOs they are not considered in violation of statute at this time.

Future Reserved Switcher Individual Scholarships

STOs also reserved scholarships for specific students for future years. Nineteen STOs reserved an additional \$11.2 million in the switcher individual donation program for 7,224 students. Institute for Better Education reported in FY2016 reserving the largest amount of switcher individual donations for future year scholarships of \$4.7 million for 3,167 students. It should be noted that a portion of the reserved future year awards reported by STOs may be for scholarships to be awarded in the upcoming academic year.

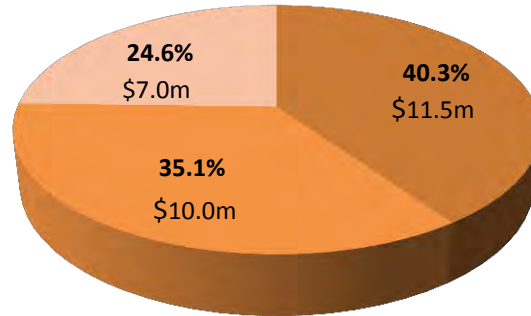
STOs Reporting Future Reserved Switcher Individual Scholarships Greater than \$500,000 in FY2016



FY2016 Switcher Individual Scholarships by Income Level

STOs are required to report the percentage of scholarship dollars that go to families with income of 185% or less of poverty level and the percentage of scholarship dollars that go to families with income ranging from above 185% of poverty level to 342.25% of poverty level. For the 2015-2016 academic year, 342.25% of the federal poverty level for a household of four was \$82,997.

Overall Share of FY2016 Switcher Individual Scholarships by Family Income



- Families with income up to 185% of poverty level
- Families with income from 185% to 342.25% of poverty level
- Families with income greater than 342.25% of poverty level

Table 6 (pg. 26) shows the income level percentages for each STO. Ten organizations gave 100% of their scholarships to children in families with income of 342.25% or less of poverty level. Pappas Kids Schoolhouse Foundation gave 100% of their switcher individual scholarships to children in families with income less than 185% of poverty level. There were 6 STOs that gave more than 50% of their switcher scholarships to children of families with income greater than 342.25% of poverty level.

Switcher Individual Credit Program 90/10 Calculation

All STOs certified to collect switcher individual donations in FY2016 were evaluated as to their status in relation to the requirement that 90% of all revenue must be paid out in scholarships. From an administrative viewpoint, no STO is expected to pay out 90% of donations it receives in the current year for scholarships the same year. There will always be a lag between revenue received and revenue paid out and it does not mean that an STO with a percentage of less than 90% is in violation of the law. The 90% requirement is evaluated using two different methods: 1) a review of total donations and scholarships over the life of the STO and 2) calculating 90% of credit donations received in a particular fiscal year and tracking the amount to be awarded within the following two fiscal years. The following table shows the lifetime percentage calculated based on total donations and scholarships (method #1) for those STOs certified to receive switcher individual donations in FY2016.

Switcher Individual Credit Program Lifetime 90/10 Ratios

School Tuition Organization	Ratio	School Tuition Organization	Ratio
Academic Opportunity of Arizona	0.0	Arizona International Academy Scholarship Fund	102.4
Alumnus School Tuition Organization	0.0	Arizona Lutheran Scholarship Organization	82.7
Arizona Adventist Scholarships	71.4	Arizona Private Education Scholarship Fund	91.4
Arizona Christian School Tuition Organization	79.4	Arizona Scholarship Fund	72.3
Arizona Community Foundation STO	33.9	Arizona School Choice Trust	80.0
Arizona Education and Scholarship Opportunity Program	15.5	Arizona Tax Credit	90.7
Arizona Education First	36.5	Arizona Tuition Connection	49.3
Arizona Education Scholarship Foundation	44.0	Arizona Tuition Organization	86.3
Arizona Episcopal Schools Foundation	59.8	Arizona Waldorf Scholarship Foundation	65.6
Arizona Independent Schools Scholarship Foundation	89.6	Arizona's Catholic Tuition Support Organization	79.9

Switcher Individual Credit Program Lifetime 90/10 Ratios (continued)

School Tuition Organization	Ratio	School Tuition Organization	Ratio
BEST Student Fund	84.3	Life Development Institute Education Fund	81.6
Brophy Community Foundation	84.4	Lutheran Education Foundation	86.3
Catholic Education Arizona	63.8	Montessori Scholarship Organization	78.8
Chabad Tuition Organization	92.2	Northern Arizona Christian School Scholarship Fund	64.7
Christ Lutheran School Tuition Organization	84.3	Orme Primavera Schools Foundation	87.0
Christian Scholarship Foundation	66.7	Pappas Kids Schoolhouse Foundation	91.2
Christian Scholarship Fund of Arizona	53.4	Pinetop Tuition Support Organization	76.4
Cochise Christian School Tuition Organization	97.7	Scholarships for Education Excellence Foundation	69.3
Dynamite Montessori Foundation	101.2	School Choice Arizona	66.6
Education Liberty Fund	0.0	School Tuition Association of Yuma	89.3
Financial Assistance for Independent Schools	81.1	Schools With Heart Foundation	83.4
Funds for Kids	90.2	Shepherd of the Desert Education Foundation	86.0
Higher Education STO	94.3	Southern Arizona Foundation for Education	78.4
Institute for Better Education	86.7	Tuition Organization for Private Schools	73.4
Jewish Education Tax Credit Organization	77.2	Valley Lutheran Scholarship Organization	92.6
Jewish Tuition Organization	66.2	White Mountain Tuition Support Foundation	71.9
Lexington Education Foundation	0.0	Yuma's Education Scholarship Fund for Kids	70.8

Nine STOs have lifetime ratios below 50.0 because they are newer STOs; their scholarships should increase significantly within the next year or two. Two STOs have a percentage greater than 100% because scholarships were paid from revenue that was not tax credit donations or due to reserved scholarships for specific students in future years. These percentages are being monitored annually and if STOs with low percentages do not improve, ADOR will review that program to determine the reason. Based on the yearly 90% calculation (method #2), there are currently no STOs in violation of the 90% requirement.

Table 5
FY 2016 Switcher Individual Donations and Scholarships by School Tuition Organization

School Tuition Organization	Donations			Scholarships				Future Reserved Scholarships	
	#	\$ Amount	Average	#	\$ Amount	Average	# of Schools	#	\$ Amount
Academic Opportunity of Arizona	5	\$5,320	\$1,064	0	\$0	\$0	0	0	\$0
Alumnus School Tuition Organization	10	\$6,465	\$647	0	\$0	\$0	0	0	\$0
Arizona Adventist Scholarships	110	\$86,702	\$788	86	\$40,883	\$475	10	0	\$0
Arizona Christian School Tuition Organization	8,386	\$7,129,953	\$850	3,986	\$5,200,477	\$1,305	118	984	\$1,543,728
Arizona Community Foundation School Tuition Organization	149	\$133,271	\$894	21	\$79,663	\$3,793	10	0	\$0
Arizona Education and Scholarship Opportunity Program	29	\$21,899	\$755	2	\$4,386	\$2,193	1	0	\$0
Arizona Education First	94	\$85,716	\$912	11	\$39,240	\$3,567	2	0	\$0
Arizona Education Scholarship Foundation	426	\$363,537	\$853	285	\$134,527	\$472	69	61	\$40,037
Arizona Episcopal Schools Foundation	493	\$428,500	\$869	109	\$237,163	\$2,176	4	0	\$0
Arizona Independent Schools Scholarship Foundation	658	\$612,254	\$930	140	\$531,308	\$3,795	3	0	\$0
Arizona International Academy Scholarship Fund	37	\$26,808	\$725	27	\$37,694	\$1,396	5	0	\$0
Arizona Lutheran Scholarship Organization	170	\$121,370	\$714	139	\$112,296	\$808	8	85	\$56,678
Arizona Private Education Scholarship Fund	2,267	\$1,959,718	\$864	875	\$1,552,998	\$1,775	95	640	\$928,970
Arizona Scholarship Fund	1,158	\$1,033,062	\$892	1,259	\$1,055,771	\$839	145	0	\$0
Arizona School Choice Trust	682	\$572,492	\$839	469	\$1,224,403	\$2,611	76	151	\$425,100
Arizona Tax Credit	256	\$222,217	\$868	215	\$182,601	\$849	41	8	\$19,186
Arizona Tuition Connection	1,807	\$1,464,637	\$811	730	\$662,457	\$907	98	0	\$0
Arizona Tuition Organization	1,086	\$908,944	\$837	499	\$734,959	\$1,473	8	323	\$362,828
Arizona Waldorf Scholarship Foundation	120	\$93,486	\$779	52	\$100,792	\$1,938	1	0	\$0
Arizona's Catholic Tuition Support Organization	3,248	\$2,509,111	\$773	1,520	\$2,220,618	\$1,461	26	932	\$1,369,882
Best Student Fund	121	\$107,083	\$885	36	\$131,400	\$3,650	2	0	\$0
Brophy Community Foundation	678	\$929,166	\$1,370	282	\$698,800	\$2,478	16	302	\$769,982
Catholic Education Arizona	6,825	\$5,402,658	\$792	3,976	\$4,547,989	\$1,144	37	0	\$0
Chabad Tuition Organization	167	\$132,469	\$793	12	\$127,113	\$10,593	2	0	\$0
Christ Lutheran School Tuition Organization	143	\$117,933	\$825	42	\$143,602	\$3,419	1	0	\$0
Christian Scholarship Foundation	104	\$72,691	\$699	154	\$66,291	\$430	2	0	\$0
Christian Scholarship Fund of Arizona	79	\$60,173	\$762	16	\$29,569	\$1,848	8	0	\$0
Cochise Christian School Tuition Organization	321	\$239,592	\$746	192	\$217,515	\$1,133	12	29	\$19,687
Dynamite Montessori Foundation	50	\$47,750	\$955	22	\$60,137	\$2,734	2	3	\$3,296
Education Liberty Fund	4	\$2,258	\$565	0	\$0	\$0	0	0	\$0
Financial Assistance for Independent Schools	236	\$201,201	\$853	41	\$231,480	\$5,646	3	45	\$131,401
Funds For Kids	12	\$6,700	\$558	105	\$127,644	\$1,216	16	0	\$0
Higher Education STO	21	\$14,589	\$695	18	\$21,449	\$1,192	6	0	\$0
Institute for Better Education	6,516	\$5,527,929	\$848	3,043	\$3,964,324	\$1,303	158	3,167	\$4,673,634
Jewish Education Tax Credit Organization	536	\$448,825	\$837	73	\$366,319	\$5,018	2	20	\$207,004
Jewish Tuition Organization	1,496	\$1,294,809	\$866	454	\$1,155,939	\$2,546	6	0	\$0
Lexington Education Foundation	2	\$2,128	\$1,064	0	\$0	\$0	0	0	\$0
Life Development Institute Education Fund	31	\$24,342	\$785	2	\$34,707	\$17,354	1	0	\$0
Lutheran Education Foundation	46	\$34,699	\$754	13	\$22,035	\$1,695	6	0	\$0

Table 5
FY 2016 Switcher Individual Donations and Scholarships by School Tuition Organization

School Tuition Organization	Donations			Scholarships			# of Schools	Future Reserved Scholarships	
	#	\$ Amount	Average	#	\$ Amount	Average		#	\$ Amount
Montessori Scholarship Organization	209	\$184,827	\$884	34	\$163,601	\$4,812	5	0	\$0
Northern Arizona Christian School Scholarship Fund	360	\$255,055	\$708	135	\$203,343	\$1,506	5	0	\$0
Orme Primavera Schools Foundation	102	\$91,992	\$902	14	\$73,895	\$5,278	2	0	\$0
Pappas Kids Schoolhouse Foundation	407	\$336,268	\$826	257	\$323,489	\$1,259	23	0	\$0
Pinetop Tuition Support Organization	3	\$3,192	\$1,064	8	\$9,097	\$1,137	1	0	\$0
Scholarships for Educational Excellence Foundation	47	\$36,427	\$775	23	\$18,663	\$811	1	5	\$17,670
School Choice Arizona	276	\$166,455	\$603	62	\$86,304	\$1,392	21	35	\$13,257
School Tuition Association of Yuma	112	\$85,022	\$759	133	\$73,721	\$554	9	0	\$0
Schools With Heart Foundation	239	\$212,721	\$890	34	\$176,639	\$5,195	3	0	\$0
Shepherd of the Desert Education Foundation	85	\$71,122	\$837	28	\$46,900	\$1,675	2	0	\$0
Southern Arizona Foundation for Education-SAFE Lutheran	43	\$32,405	\$754	39	\$37,764	\$968	2	3	\$903
The Zisel Tovah Foundation	1	\$500	\$500	0	\$0	\$0	0	0	\$0
Tuition Organization for Private Schools	1,217	\$1,011,518	\$831	839	\$686,361	\$818	84	286	\$414,344
Valley Lutheran Scholarship Organization	49	\$38,934	\$795	83	\$61,224	\$738	2	0	\$0
White Mountain Tuition Support Foundation	168	\$140,484	\$836	69	\$97,259	\$1,410	1	0	\$0
Yuma's Education Scholarship Fund for Kids	448	\$403,282	\$900	312	\$366,695	\$1,175	14	145	\$170,461
TOTALS	42,345	\$35,522,660	\$839	20,976	\$28,523,504	\$1,360		7,224	\$11,168,048

Table 6
FY 2016 Switcher Individual Scholarships by Income Level

School Tuition Organization	Switcher Individual Scholarships	% of Scholarships to Families with		
		Income up to 185% of Poverty Level	Income from 185% to 342.25% of Poverty Level	Remaining %
Arizona Adventist Scholarships	\$40,883	55.6%	30.0%	14.4%
Arizona Christian School Tuition Organization	\$5,200,477	30.1%	31.7%	38.2%
Arizona Community Foundation School Tuition Organization	\$79,663	81.4%	18.6%	0.0%
Arizona Education and Scholarship Opportunity Program	\$4,386	0.0%	100.0%	0.0%
Arizona Education First	\$39,240	3.4%	9.2%	87.4%
Arizona Education Scholarship Foundation	\$134,527	10.6%	18.7%	70.8%
Arizona Episcopal Schools Foundation	\$237,163	40.0%	23.3%	36.8%
Arizona Independent Schools Scholarship Foundation	\$531,308	39.9%	25.6%	34.5%
Arizona International Academy Scholarship Fund	\$37,694	45.3%	32.6%	22.1%
Arizona Lutheran Scholarship Organization	\$112,296	49.6%	24.7%	25.7%
Arizona Private Education Scholarship Fund	\$1,552,998	24.4%	33.9%	41.7%
Arizona Scholarship Fund	\$1,055,771	47.2%	30.1%	22.7%
Arizona School Choice Trust	\$1,224,403	62.2%	37.8%	0.0%
Arizona Tax Credit	\$182,601	21.8%	25.1%	53.1%
Arizona Tuition Connection	\$662,457	12.6%	22.7%	64.6%
Arizona Tuition Organization	\$734,959	25.3%	39.0%	35.8%
Arizona Waldorf Scholarship Foundation	\$100,792	93.9%	0.5%	5.6%
Arizona's Catholic Tuition Support Organization	\$2,220,618	56.1%	31.2%	12.6%
Best Student Fund	\$131,400	97.0%	3.0%	0.0%
Brophy Community Foundation	\$698,800	86.6%	8.3%	5.1%
Catholic Education Arizona	\$4,547,989	23.9%	63.5%	12.7%
Chabad Tuition Organization	\$127,113	85.3%	14.7%	0.0%
Christ Lutheran School Tuition Organization	\$143,602	57.3%	37.8%	4.9%
Christian Scholarship Foundation	\$66,291	47.8%	51.6%	0.6%
Christian Scholarship Fund of Arizona	\$29,569	89.1%	10.9%	0.0%
Cochise Christian School Tuition Organization	\$217,515	27.9%	46.6%	25.4%
Dynamite Montessori Foundation	\$60,137	24.1%	41.1%	34.8%
Financial Assistance for Independent Schools	\$231,480	19.5%	25.0%	55.5%
Funds For Kids	\$127,644		did not report	
Higher Education STO	\$21,449	27.5%	38.2%	34.4%
Institute for Better Education	\$3,964,324	51.8%	28.0%	20.2%
Jewish Education Tax Credit Organization	\$366,319	30.5%	43.3%	26.2%
Jewish Tuition Organization	\$1,155,939	52.6%	32.7%	14.7%
Life Development Institute Education Fund	\$34,707	49.3%	50.7%	0.0%

Table 6
FY 2016 Switcher Individual Scholarships by Income Level

School Tuition Organization	Switcher Individual Scholarships	% of Scholarships to Families with		
		Income up to 185% of Poverty Level	Income from 185% to 342.25% of Poverty Level	Remaining %
Lutheran Education Foundation	\$22,035	65.3%	31.8%	2.9%
Montessori Scholarship Organization	\$163,601	43.6%	56.4%	0.0%
Northern Arizona Christian School Scholarship Fund	\$203,343	51.7%	36.6%	11.7%
Orme Primavera Schools Foundation	\$73,895	37.6%	22.9%	39.5%
Pappas Kids Schoolhouse Foundation	\$323,489	100.0%	0.0%	0.0%
Pinetop Tuition Support Organization	\$9,097	94.0%	5.5%	0.5%
Scholarships for Educational Excellence Foundation	\$18,663	56.7%	20.0%	23.3%
School Choice Arizona	\$86,304	65.6%	24.1%	10.3%
School Tuition Association of Yuma	\$73,721	24.1%	18.7%	57.2%
Schools With Heart Foundation	\$176,639	57.8%	22.6%	19.6%
Shepherd of the Desert Education Foundation	\$46,900	38.6%	36.1%	25.3%
Southern Arizona Foundation for Education-SAFE Lutheran	\$37,764	64.3%	30.0%	5.6%
Tuition Organization for Private Schools	\$686,361	32.2%	33.4%	34.4%
Valley Lutheran Scholarship Organization	\$61,224	94.0%	6.0%	0.0%
White Mountain Tuition Support Foundation	\$97,259	24.4%	40.1%	35.4%
Yuma's Education Scholarship Fund for Kids	\$366,695	24.1%	30.5%	45.4%
TOTALS	\$28,523,504	40.8%	36.7%	22.5%

LOW-INCOME CORPORATE INCOME TAX OR INSURANCE PREMIUM TAX CREDIT PROGRAM

The low-income corporate income tax credit and insurance premium tax credit (low-income corporate) for contributions to school tuition organizations are governed by A.R.S. §§ 20-224.06, 43-1089.04, 43-1183, and Chapter 15 in Title 43. Fifty-eight STOs were certified to receive corporate donations in FY2016. Statute limits the total amount of low-income corporate tax credit donations that may be made to STOs in a fiscal year, but there is no cap on the tax credit donation amount that can be made by a single corporation. S corporations may make a donation to claim a tax credit on their corporate income taxes or the S corporation may pass the credit through to its individual shareholders. In order for the S corporation to pass the tax credit through to its individual shareholders, the sum of their corporate tax credit donations must be at least \$5,000.

The low-income corporate scholarship is available to K-12 students and preschool students with disabilities. To qualify for a low-income corporate scholarship the family income cannot exceed 342.25% of the poverty level AND one of the following requirements must be met: attended a public school as a full-time student for at least 90 days of the prior fiscal year or one full semester of the current or prior academic year and then transferred from the public school to a private school; OR is enrolling in a private school kindergarten; OR is enrolling in a private preschool program for students with disabilities; OR is a dependent of a member of the armed forces of the United States who is stationed in Arizona pursuant to military orders; OR received for any prior year a scholarship under one of the above criteria OR from the original individual donation program or the switcher individual donation program if the child continued to attend a private school in subsequent years. Additionally, the amount of a scholarship that can be awarded by an STO to a student is limited. For the 2015-2016 academic year, no more than \$5,100 could be awarded by an STO to a student in kindergarten through grade 8 and preschool students with disabilities and no more than \$6,400 could be awarded to a student in grades 9 through 12.

Low-Income Corporate Donation Approval

Donations to STOs for the purpose of receiving the low-income student corporate income tax credit or insurance premium tax credit are limited by statute for each fiscal year and the donations for the tax credit must be preapproved. For FY2007, the first year of the program, the limitation was \$10 million. This limitation increases by 20% per year. In FY2016, the limitation was \$51,597,804. The following table shows the statutory limitation compared to the donations approved and donations received by the STOs. The donations made by type of taxpayer are also included.

Low-Income Corporate Donations

Fiscal Year	Statutory Limitation	\$ Approved	\$ Received	# corporations	# insurance companies	# of S corporations
2007	\$10,000,000	\$9,740,800	\$9,535,800	108		
2008	\$12,000,000	\$12,116,000	\$11,996,000	73		
2009	\$14,400,000	\$10,816,006	\$10,495,506	98		
2010	\$17,280,000	\$8,121,508	\$8,100,008	56	4	
2011	\$20,736,000	\$11,376,351	\$11,324,351	60	8	
2012	\$24,883,200	\$19,587,037	\$19,035,987	72	11	
2013	\$29,859,840	\$30,041,114	\$29,858,865	87	27	
2014	\$35,831,808	\$36,571,808	\$35,831,808	65	34	
2015	\$42,998,170	\$43,983,170	\$42,998,170	59	36	
2016	\$51,597,804	\$51,847,804	\$51,597,804	55	49	99

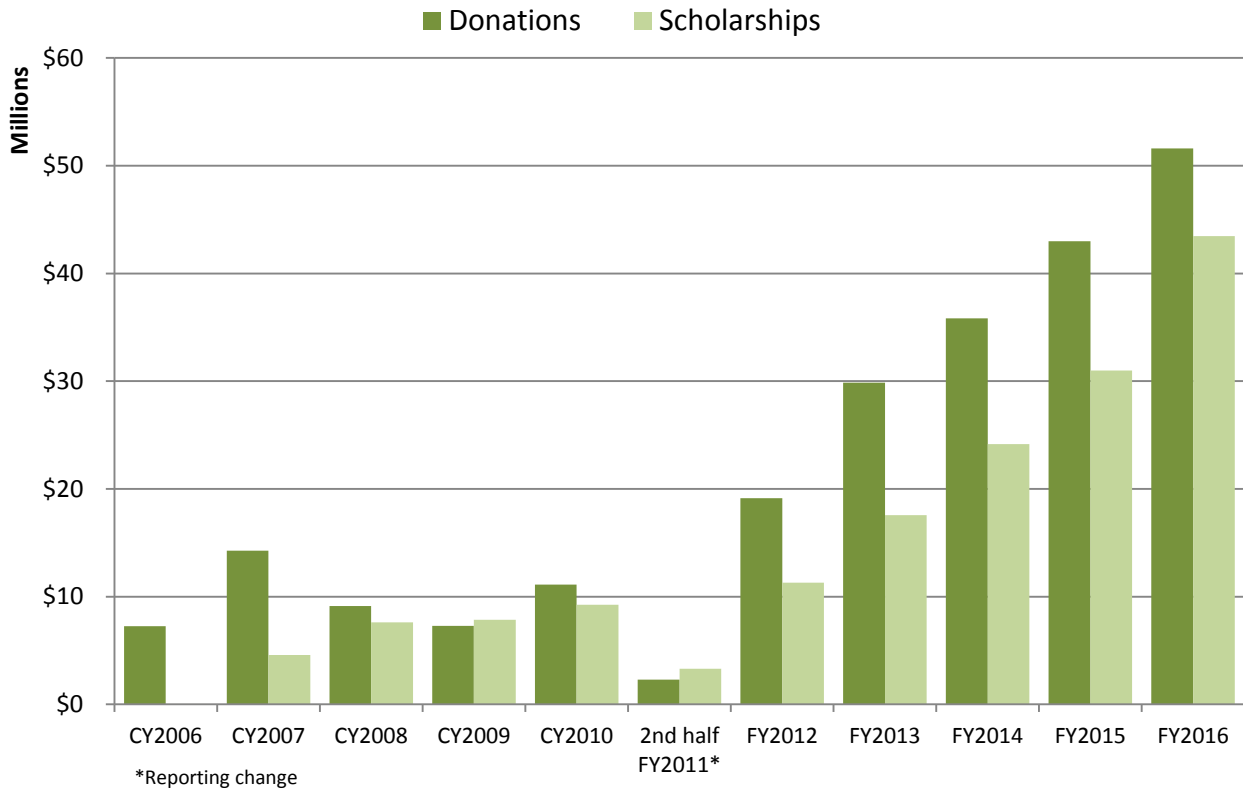
There were 282 donations approved and 276 donations received in FY2016 for the low-income corporate tax credit. The 276 donations received came from 203 corporations. Forty-nine of the 203 corporations were insurance companies donating \$23.9 million and 99 were S corporations donating \$5.2 million. For FY2016 the average low-income corporate donation received by STOs was \$186,949.

The size of the 276 donations made to the STOs is shown in the following table. Note that there are companies that make donations to multiple STOs and this data summarizes the donations made and are not aggregated by corporation.

Low-Income Corporate Donations by Size

Donation Size	# of donations	Donation Size	# of donations
\$5,000 or less	43	\$50,001 to \$100,000	40
\$5,001 to \$10,000	40	\$100,001 to \$250,000	39
\$10,001 to \$20,000	21	\$250,001 to \$500,000	30
\$20,001 to \$25,000	15	\$500,001 to \$1,000,000	11
\$25,001 to \$50,000	32	\$1,000,001 and over	5

Growth in Low Income Corporate Credit Program

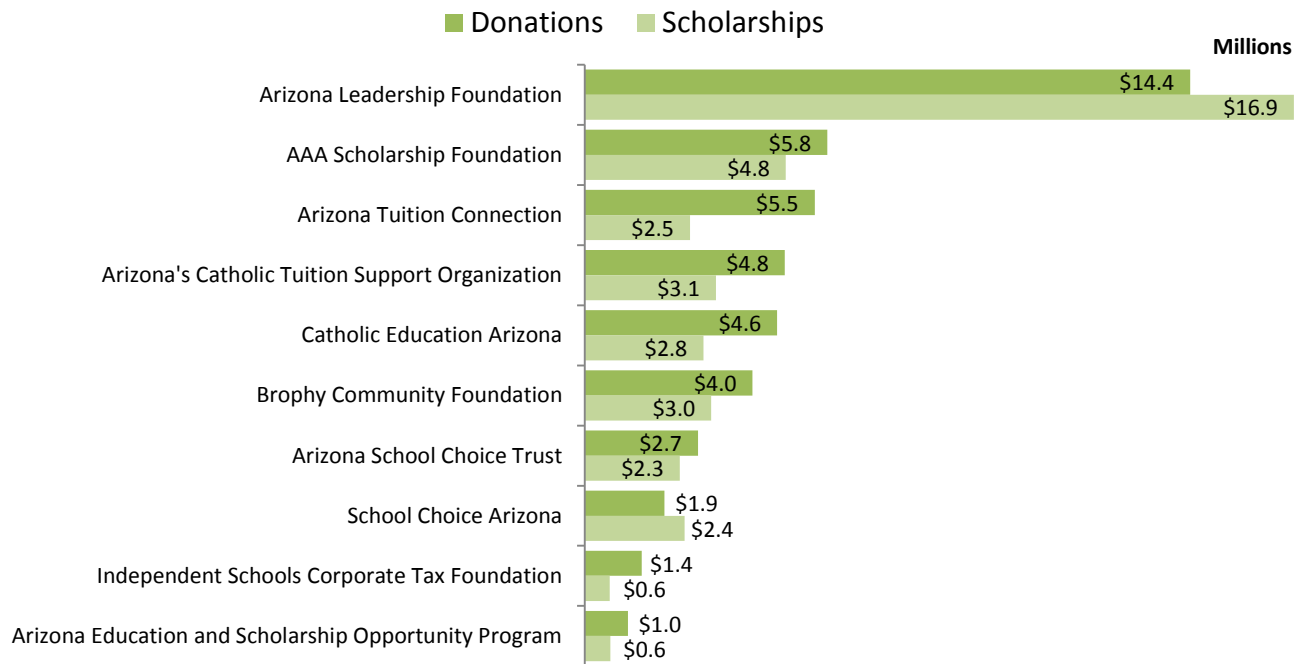


The following table shows the number of STOs collecting low-income corporate donations in each reporting period, the number of donations and the amount of tax credit donations. Percent change is calculated for prior year amounts reported. No percent change is calculated for FY2011 as this is the first fiscal year reporting period. The table also shows the number of STOs providing low-income corporate scholarships in each period, the number of scholarships and the amount of scholarships paid. As with the donations data, no percent change is calculated for FY2011 as this was the first fiscal year reporting period. Please note that the number of scholarships paid does not equate to the number of students receiving scholarships. Many families seek scholarships from multiple STOs, resulting in one child being counted several times in the scholarship counts.

LOW-INCOME CORPORATE INCOME TAX CREDIT PROGRAM

Reporting Year	Low-Income Corporate Donations				Low-Income Corporate Scholarships			
	# of STOs	# donations	\$ Amount	% change	# of STOs	# scholarships	\$ Amount	% change
CY2006	16	86	\$7,260,800		3	35	\$49,380	
CY2007	17	84	\$14,258,000	96.4%	18	1,940	\$4,597,823	NA
CY2008	15	96	\$9,122,121	-36.0%	19	2,979	\$7,615,639	65.6%
CY2009	17	93	\$7,285,284	-20.1%	19	3,640	\$7,849,824	3.1%
CY2010	11	90	\$11,123,657	52.7%	18	4,226	\$9,259,078	18.0%
FY2011 ⁹	15	105	\$11,227,351		20	5,559	\$9,111,210	
FY2012	23	133	\$19,135,987	70.4%	21	5,828	\$11,294,842	24.0%
FY2013	25	179	\$29,858,865	56.0%	26	11,096	\$17,556,127	55.4%
FY2014	23	156	\$35,831,808	20.0%	25	12,968	\$24,148,068	37.5%
FY2015	27	154	\$42,998,170	20.0%	27	16,487	\$31,006,416	28.4%
FY2016	32	276	\$51,597,869	20.0%	32	20,076	\$43,465,758	40.2%

Top 10 STOs by FY2016 Low-Income Corporate Donations



FY2016 Low-Income Corporate Donations and Scholarships

Table 7 (pg. 34) shows the number, amount and average of the FY2016 low-income corporate donations received by STO. In addition, the number and amount of scholarships paid by STO as well as the average scholarships and number of schools receiving scholarships is included. This table also provides the number and amount of low-income corporate future reserved scholarships reported by each STO.

Arizona Leadership Foundation received the most low-income corporate donations in FY2016 of \$14.4 million or 27.9% of the total donations. Arizona Leadership Foundation also paid the highest amount of

⁹ There are 6 months that overlap between CY2010 and FY2011. Some of the donations and scholarships showing for FY2011 are already included in CY2010.

low-income corporate scholarships (\$16.9 million or 38.8% of the total) and awarded the largest number of scholarships (4,395 scholarships or 21.9% of total).

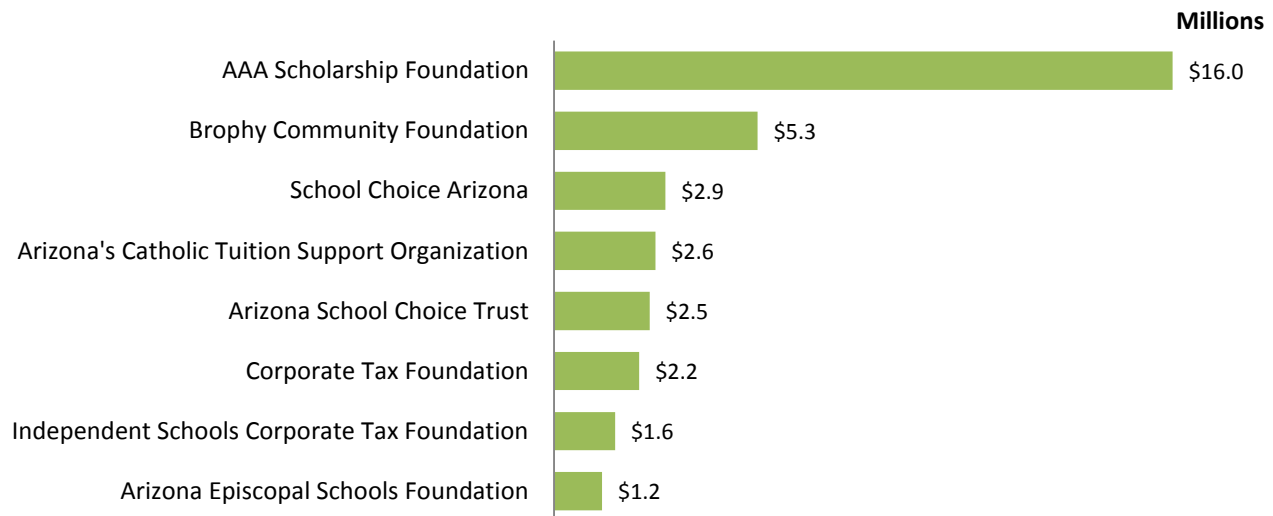
The 32 STOs that paid low-income corporate scholarships in FY2016 show an overall average scholarship of \$2,165. The overall average low-income corporate scholarship amounts paid by STOs in FY2016 ranged from \$200 to \$6,400 which was reported by Life Development Institute Education Fund. Note that the STO average scholarship calculation will include double counting if a student attends two different private schools during the year and an STO awards the student scholarships to both schools.

The 32 STOs provided low-income corporate scholarships to 242 private schools throughout Arizona. Arizona Leadership Foundation provided low-income corporate scholarships to a total of 130 private schools. There were 8 STOs that provided scholarships to the required minimum of two private schools. There were two STOs that provided scholarships to only one private school (for both corporate programs). Both STOs were notified of their failure to award scholarships to more than one school in FY2016 and steps have been taken to insure the STOs have awarded corporate scholarships to more than one school during FY2017.

Future Reserved Low-Income Corporate Scholarships

STOs also reserved scholarships for specific students for future years. Sixteen STOs reserved an additional \$36.0 million in the low-income corporate donation program for 6,285 students. AAA Scholarship Foundation reported in FY2016 reserving the largest amount of low-income corporate donations for future year scholarships of \$16.0 million for 1,275 students. It should be noted that a portion of the reserved future year awards reported by STOs are for scholarships to be awarded in the upcoming academic year.

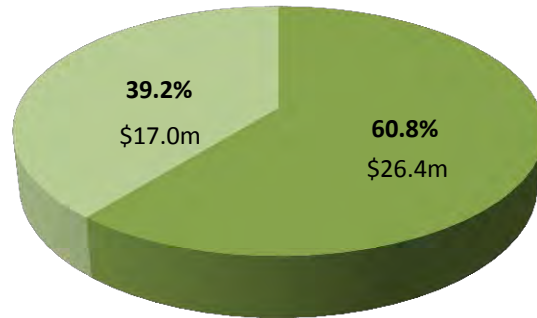
STOs Reporting Future Reserved Low-Income Corporate Scholarships Greater than \$1m in FY2016



FY2016 Low-Income Corporate Scholarships by Income Level

Low-income corporate scholarships are to be awarded to families with income less than 342.25% of poverty level. For the 2015-2016 academic year, 342.25% of the federal poverty level for a household of four was \$82,997. STOs are required to report the percentage of scholarship dollars that go to families with income of 185% or less of poverty level and the percentage of scholarship dollars that go to families with income ranging from above 185% of poverty level to 342.25% of poverty level.

**Overall Share of FY2016 Low-Income Corporate Scholarships
by Family Income**



- Families with income up to 185% of poverty level
- Families with income from 185% to 342.25% of poverty level

Table 8 (pg. 35) shows the income level percentages for each STO. Three organizations gave 100% of their scholarships to children in families with income of 185% or less of poverty level.

Low-Income Corporate Credit Program 90/10 Calculation

All STOs certified to collect low-income corporate donations in FY2016 were evaluated as to their status in relation to the requirement that 90% of all revenue must be paid out in scholarships. From an administrative viewpoint, no STO is expected to pay out 90% of donations it receives in the current year for scholarships the same year. There will always be a lag between revenue received and revenue paid out and it does not mean that an STO with a percentage of less than 90% is in violation of the law. The 90% requirement is evaluated using two different methods: 1) a review of total donations and scholarships over the life of the STO and 2) calculating 90% of credit donations received in a particular fiscal year and tracking the amount to be awarded within the following two fiscal years. The following table shows the lifetime percentage calculated based on total donations and scholarships (method #1) for those STOs certified to receive low-income corporate donations in FY2016.

Low-Income Corporate Credit Program Lifetime 90/10 Ratios

School Tuition Organization	Ratio	School Tuition Organization	Ratio
AAA Scholarship Foundation	92.2	Arizona Waldorf Scholarship Foundation	74.2
Arizona Community Foundation STO	61.8	Arizona's Catholic Tuition Support Organization	93.8
Arizona Education and Scholarship Opportunity Program	55.1	Brophy Community Foundation	83.2
Arizona Education First	66.7	Catholic Education Arizona	76.8
Arizona Education Scholarship Foundation	25.0	Christian Scholarship Foundation	81.0
Arizona Episcopal Schools Foundation	87.4	Corporate Tax Foundation	81.0
Arizona Independent Schools Scholarship Foundation	67.0	Financial Assistance for Independent Schools	87.5
Arizona Leadership Foundation	90.0	Foundation for Corporate Tax Credits	90.3
Arizona Private Education Scholarship Fund	94.9	Funds for Kids	90.0
Arizona Scholarship Fund	84.8	Independent Schools Corporate Tax Foundation	71.4
Arizona School Choice Trust	84.8	Institute for Better Education	100.3
Arizona Tuition Connection	45.8	Jewish Education Tax Credit Organization	112.5

Low-Income Corporate Credit Program Lifetime 90/10 Ratios (continued)

School Tuition Organization	Ratio	School Tuition Organization	Ratio
Jewish Tuition Organization	52.3	School Tuition Association of Yuma	91.7
Life Development Institute Fund	76.8	Tuition Organization for Private Schools	92.7
Northern Arizona Christian School Scholarship Fund	93.6	Valley Lutheran Scholarship Org.	91.3
School Choice Arizona	90.1	Yuma's Education Scholarship Fund for Kids	90.2

Two STOs have lifetime ratios below 50.0 because they are newer STOs; their scholarships should increase significantly within the next year or two. Two STOs have a percentage greater than 100% because scholarships were paid from revenue that was not tax credit donations or due to reserved scholarships for specific students in future years. These percentages are being monitored annually and if STOs with low percentages do not improve, ADOR will review that program to determine the reason. Based on the yearly 90% calculation (method #2), there are currently no STOs in violation of the 90% requirement.

Table 7
FY 2016 Low-Income Corporate Donations and Scholarships by School Tuition Organization

School Tuition Organization	Donations			Scholarships				Future Reserved Scholarships	
	#	\$ Amount	Average	#	\$ Amount	Average	# of Schools	#	\$ Amount
AAA Scholarship Foundation	20	\$5,765,691	\$288,285	986	\$4,776,299	\$4,844	86	1,275	\$15,951,325
Arizona Community Foundation School Tuition Organization	3	\$545,000	\$181,667	170	\$644,800	\$3,793	42	0	\$0
Arizona Education and Scholarship Opportunity Program	2	\$1,025,000	\$512,500	347	\$602,934	\$1,738	12	0	\$0
Arizona Education First	2	\$15,000	\$7,500	4	\$10,000	\$2,500	1	0	\$0
Arizona Education Scholarship Foundation	8	\$64,000	\$8,000	7	\$15,855	\$2,265	3	1	\$145
Arizona Episcopal Schools Foundation	2	\$750,000	\$375,000	118	\$467,355	\$3,961	4	56	\$1,239,800
Arizona Independent Schools Scholarship Foundation	4	\$720,000	\$180,000	60	\$326,700	\$5,445	2	29	\$540,000
Arizona Leadership Foundation	27	\$14,385,000	\$532,778	4,395	\$16,851,447	\$3,834	130	0	\$0
Arizona Private Education Scholarship Fund	10	\$485,500	\$48,550	345	\$443,644	\$1,286	73	126	\$182,724
Arizona Scholarship Fund	3	\$272,500	\$90,833	309	\$229,997	\$744	69	1	\$1,476
Arizona School Choice Trust	18	\$2,688,000	\$149,333	830	\$2,258,856	\$2,722	75	851	\$2,472,050
Arizona Tuition Connection	6	\$5,465,000	\$910,833	1,439	\$2,502,024	\$1,739	111	0	\$0
Arizona Waldorf Scholarship Foundation	1	\$20,000	\$20,000	16	\$39,153	\$2,447	2	0	\$0
Arizona's Catholic Tuition Support Organization	36	\$4,752,000	\$132,000	1,787	\$3,112,511	\$1,742	26	1,323	\$2,615,309
Brophy Community Foundation	42	\$3,985,000	\$94,881	1,609	\$3,005,209	\$1,868	34	1,309	\$5,250,572
Catholic Education Arizona	42	\$4,571,113	\$108,836	4,051	\$2,818,542	\$696	37	45	\$463,849
Christian Scholarship Foundation	1	\$30,000	\$30,000	166	\$33,177	\$200	2	0	\$0
Corporate Tax Foundation	1	\$1,000,000	\$1,000,000	89	\$468,878	\$5,268	5	89	\$2,200,363
Financial Assistance for Independent Schools	2	\$85,000	\$42,500	21	\$94,863	\$4,517	2	23	\$120,000
Foundation for Corporate Tax Credit	3	\$60,000	\$20,000	8	\$38,100	\$4,763	2	0	\$0
Funds for Kids	3	\$65,000	\$21,667	12	\$58,500	\$4,875	2	0	\$0
Independent Schools Corporate Tax Foundation	3	\$1,350,000	\$450,000	115	\$588,200	\$5,115	7	64	\$1,575,500
Institute for Better Education	5	\$380,000	\$76,000	1,111	\$699,944	\$630	93	471	\$541,322
Jewish Education Tax Credit Organization	1	\$50,000	\$50,000	43	\$73,000	\$1,698	2	23	\$17,000
Jewish Tuition Organization	7	\$670,000	\$95,714	389	\$344,862	\$887	6	0	\$0
Life Development Institute Education Fund	1	\$25,000	\$25,000	3	\$19,200	\$6,400	1	0	\$0
Northern Arizona Christian School Scholarship Fund	1	\$20,000	\$20,000	129	\$56,136	\$435	4	0	\$0
School Choice Arizona	10	\$1,889,565	\$188,957	980	\$2,368,266	\$2,417	47	599	\$2,874,224
School Tuition Association of Yuma	7	\$350,000	\$50,000	212	\$319,280	\$1,506	9	0	\$0
Tuition Organization for Private Schools	3	\$104,500	\$34,833	231	\$138,231	\$598	12	0	\$0
Valley Lutheran Scholarship Organization	1	\$5,000	\$5,000	7	\$4,500	\$643	2	0	\$0
Yuma's Education Scholarship Fund for Kids	1	\$5,000	\$5,000	87	\$55,295	\$636	8	0	\$0
TOTALS	276	\$51,597,869	\$186,949	20,076	\$43,465,758	\$2,165		6,285	\$36,045,659

Table 8
FY 2016 Low-Income Corporate Scholarships by Income Level

School Tuition Organization	Low-Income Corporate Scholarships	% of Scholarships to Families with	
		Income up to 185% of Poverty Level	Income from 185% to 342.25% of Poverty Level
AAA Scholarship Foundation	\$4,776,299	92.2%	7.8%
Arizona Community Foundation Student Tuition Organization	\$644,800	65.1%	34.9%
Arizona Education and Scholarship Opportunity Program	\$602,934	25.0%	75.0%
Arizona Education First	\$10,000	51.2%	48.8%
Arizona Education Scholarship Foundation	\$15,855	41.0%	59.0%
Arizona Episcopal Schools Foundation	\$467,355	83.8%	16.2%
Arizona Independent Schools Scholarship Foundation	\$326,700	47.0%	53.0%
Arizona Leadership Foundation	\$16,851,447	54.4%	45.6%
Arizona Private Education Scholarship Fund	\$443,644	55.7%	44.3%
Arizona Scholarship Fund	\$229,997	60.2%	39.8%
Arizona School Choice Trust	\$2,258,856	75.0%	25.0%
Arizona Tuition Connection	\$2,502,024	53.8%	46.2%
Arizona Waldorf Scholarship Foundation	\$39,153	100.0%	0.0%
Arizona's Catholic Tuition Support Organization	\$3,112,511	58.8%	41.2%
Brophy Community Foundation	\$3,005,209	78.0%	22.0%
Catholic Education Arizona	\$2,818,542	30.5%	69.5%
Christian Scholarship Foundation	\$33,177	50.5%	49.5%
Corporate Tax Foundation	\$468,878	66.5%	33.5%
Financial Assistance for Independent Schools	\$94,863	45.9%	54.1%
Foundation for Corporate Tax Credit	\$38,100	25.5%	74.5%
Funds for Kids	\$58,500	100.0%	0.0%
Independent Schools Corporate Tax Foundation	\$588,200	60.1%	39.9%
Institute for Better Education	\$699,944	100.0%	0.0%
Jewish Education Tax Credit Organization	\$73,000	20.2%	79.8%
Jewish Tuition Organization	\$344,862	61.5%	38.5%
Life Development Institute Education Fund	\$19,200	66.7%	33.3%
Northern Arizona Christian School Scholarship Fund	\$56,136	58.6%	41.4%
School Choice Arizona	\$2,368,266	44.3%	55.7%
School Tuition Association of Yuma	\$319,280	45.3%	54.7%
Tuition Organization for Private Schools	\$138,231	63.5%	36.5%
Valley Lutheran Scholarship Organization	\$4,500	73.3%	26.7%
Yuma's Education Scholarship Fund for Kids	\$55,295	68.0%	32.0%
TOTALS	\$43,465,758	60.8%	39.2%

DISABLED/DISPLACED CORPORATE INCOME TAX OR INSURANCE PREMIUM TAX CREDIT PROGRAM

The corporate income tax credit and insurance premium tax credit for contributions to school tuition organizations for scholarships for disabled/displaced students (disabled/displaced corporate) are governed by A.R.S. §§ 20-224.7, 43-1089.04, 43-1184 and Chapter 15 in Title 43. Fifty-eight STOs were certified to receive corporate donations in FY2016. Statute limits the total amount of disabled/displaced corporate tax credit donations that may be made to STOs in a fiscal year, but there is no cap on the tax credit donation amount that can be made by a single corporation. S corporations may make a donation to claim a tax credit on their corporate income taxes or the S corporation may pass the credit through to its individual shareholders. In order for the S corporation to pass the tax credit through to its individual shareholders, the sum of their corporate tax credit donations must be at least \$5,000.

The disabled/displaced corporate scholarship is available to K-12 students and preschool students with disabilities. Students receiving scholarships from the disabled/displaced corporate donations must meet one of the following requirements: student has a current or expired Multidisciplinary Evaluation Team (MET) report or Individual Education Plan (IEP) from an Arizona public school (for preschool and K-12); OR student has a current or expired 504 plan from an Arizona public school (for K-12 only); OR student was placed at one time in the Arizona foster care system (for K-12 only and must be verified by the Arizona Department of Child Safety). Additionally, the total amount of scholarships that a student can be awarded by all STOs is limited to 90% of state aid or the cost of tuition, whichever is less. For the 2015-2016 academic year, the amount of 90% of state aid ranged from \$1,971 to \$28,871 depending on the student’s grade and additional state aid for a special education category.

Disabled/Displaced Corporate Donation Approval

Donations to STOs for the purpose of receiving the disabled/displaced student corporate income tax credit or insurance premium tax credit are limited by statute to \$5 million in a fiscal year and the donations for the tax credit must be preapproved. The following table shows the statutory limitation compared to the donations approved and donations received by the STOs. The donations made by type of taxpayer are also included.

Disabled/Displaced Corporate Donations

Fiscal Year	Statutory Limitation	\$ Approved	\$ Received	# corporations	# insurance companies	# of S corporations
2010	\$5,000,000	\$1,478,880	\$1,478,880	2	4	
2011	\$5,000,000	\$1,079,000	\$1,029,000	3	5	
2012	\$5,000,000	\$283,000	\$283,000	1	5	
2013	\$5,000,000	\$3,580,350	\$3,505,350	6	8	
2014	\$5,000,000	\$3,112,745	\$2,957,765	19	8	
2015	\$5,000,000	\$5,025,000	\$5,000,000	11	17	
2016	\$5,000,000	\$5,325,000	\$5,000,000	13	12	13

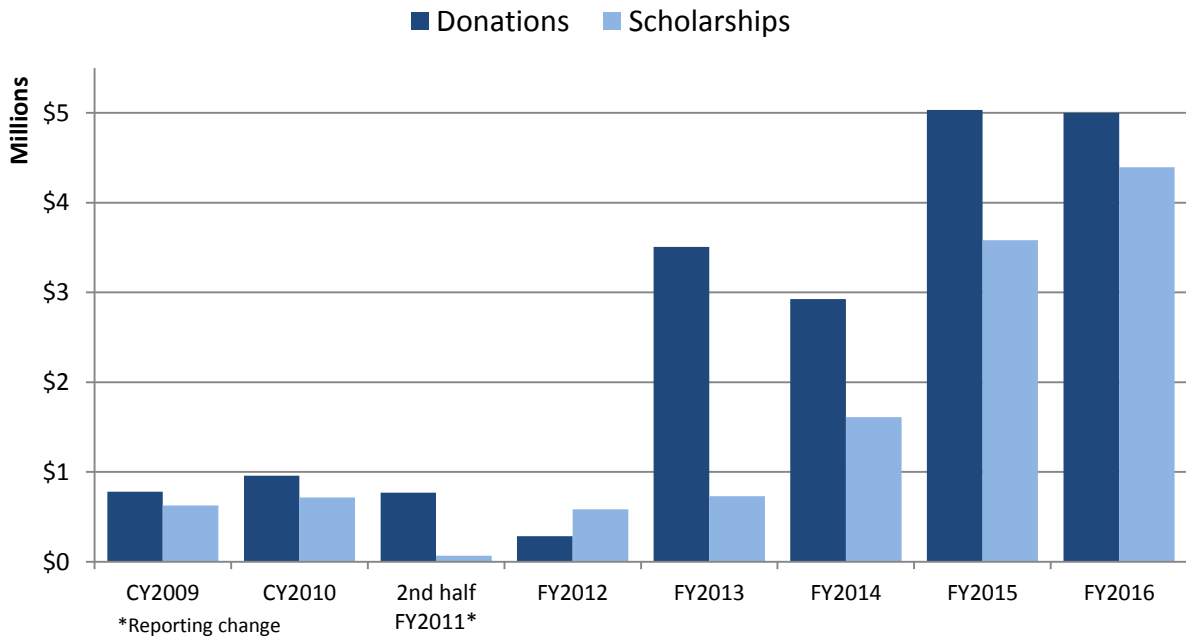
There were 44 donations approved and 40 donations received in FY2016 for the disabled/displaced corporate tax credit. The 40 donations received came from 38 corporations. Twelve of the 38 corporations were insurance companies donating \$3.1 million and 13 were S corporations donating \$0.1 million. For FY2016 the average disabled/displaced corporate donation received by STOs was \$125,000.

The range of the 40 donations made to the STOs is shown in the following table. Note that there are companies that make donations to multiple STOs and this data summarizes the donations made and are not aggregated by corporation.

Disabled/Displaced Corporate Donations by Size

Donation Size	# donations	Donation Size	# donations
\$5,000 or less	9	\$50,001 to \$100,000	4
\$5,001 to \$10,000	5	\$100,001 to \$250,000	6
\$10,001 to \$20,000	4	\$250,001 and over	7
\$20,001 to \$50,000	5		

Growth in Disabled/Displaced Corporate Credit Program



The following table shows the number of STOs collecting disabled/displaced corporate donations in each reporting period, the number of donations and the amount of tax credit donations. Percent change is calculated for prior year amounts reported. No percent change is calculated for FY2011 as this is the first fiscal year reporting period. The table also shows the number of STOs providing disabled/displaced corporate scholarships in each period, the number of scholarships and the amount of scholarships paid. As with the donations data, no percent change is calculated for FY2011 as this was the first fiscal year reporting period. Please note that the number of scholarships paid does not equate to the number of students receiving scholarships. Many families seek scholarships from multiple STOs, resulting in one child being counted several times in the scholarship counts.

DISABLED/DISPLACED CORPORATE INCOME TAX CREDIT PROGRAM

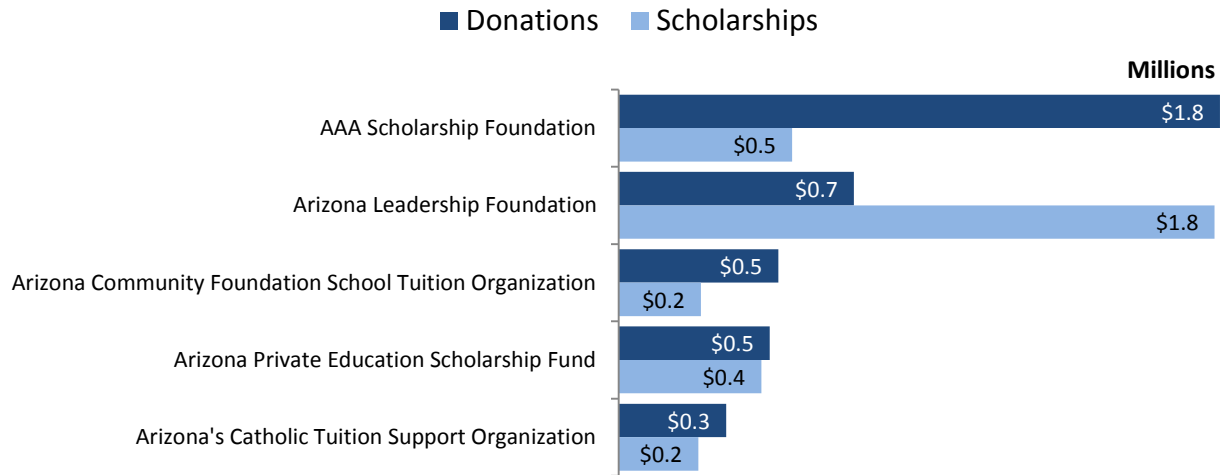
Reporting Year	Disabled/Displaced Corporate Donations				Disabled/Displaced Corporate Scholarships			
	# of STOs	# donations	\$ Amount	% change	# of STOs	# scholarships	\$ Amount	% change
CY2009	4	6	\$781,000		5	114	\$625,335	
CY2010	5	8	\$956,880	22.5%	6	166	\$715,424	14.4%
FY2011 ¹⁰	5	13	\$1,204,000		5	114	\$559,333	
FY2012	3	6	\$283,000	-76.5%	5	119	\$583,865	4.4%
FY2013	8	17	\$3,505,350	1138.6%	6	217	\$731,231	25.2%
FY2014	11	29	\$2,925,845	-16.5%	8	346	\$1,611,469	120.4%

¹⁰ There are 6 months that overlap between CY2010 and FY2011. Some of the donations and scholarships showing for FY2011 are already included in CY2010.

DISABLED/DISPLACED CORPORATE INCOME TAX CREDIT PROGRAM (continued)

Reporting Year	Disabled/Displaced Corporate Donations				Disabled/Displaced Corporate Scholarships			
	# of STOs	# donations	\$ Amount	% change	# of STOs	# scholarships	\$ Amount	% change
FY2015	12	31	\$5,031,920 ¹¹	72.0%	12	806	\$3,581,873	122.3%
FY2016	12	40	\$5,000,000	-0.6%	14	936	\$4,395,384	22.7%

Top 5 STOs by FY2016 Disabled/Displaced Corporate Donations



FY2016 Disabled/Displaced Corporate Donations and Scholarships

Table 9 (pg. 41) shows the number, amount and average of the FY2016 disabled/displaced corporate donations received by STO. In addition, the number and amount of scholarships paid by STO as well as the average scholarships and number of schools receiving scholarships is included. This table also provides the number and amount of disabled/displaced corporate future reserved scholarships reported by each STO.

AAA Scholarship Foundation received the most disabled/displaced corporate donations in FY2016 of \$1.8 million or 35.8% of the total donations. Arizona Leadership Foundation paid the highest amount of disabled/displaced corporate scholarships (\$1.8 million or 40.3% of the total) and awarded the largest number of scholarships (257 scholarships or 27.5% of total).

The 14 STOs that paid disabled/displaced corporate scholarships in FY2016 show an overall average scholarship of \$4,696. The overall average disabled/displaced corporate scholarship amounts paid by STOs in FY2016 ranged from \$466 to \$8,613 which was reported by Tuition Organization for Private Schools. Note that the STO average scholarship calculation will include double counting if a student attends two different private schools during the year and an STO awards the student scholarships to both schools.

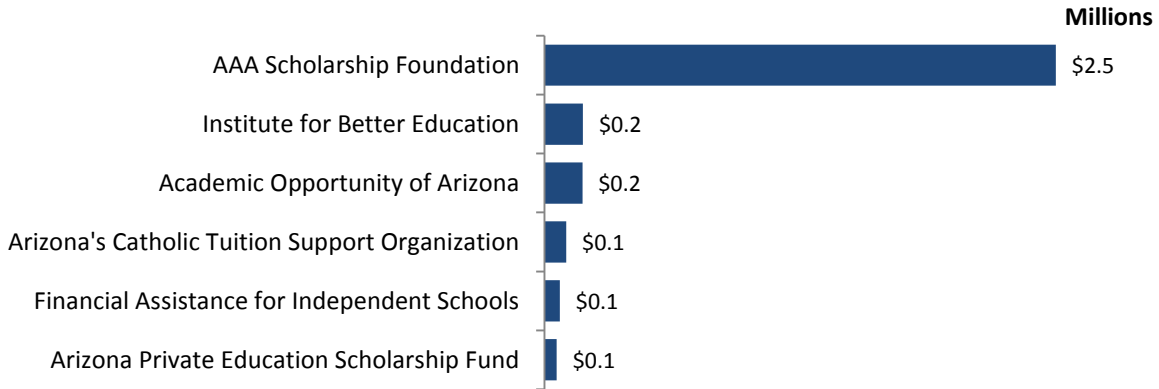
The 14 STOs provided disabled/displaced corporate scholarships to 148 private schools throughout Arizona. Institute for Better Education provided disabled/displaced corporate scholarships to a total of 64 private schools. There were two STOs that provided scholarships to the required minimum of two private schools. There was one STO that provided scholarships only one private school (for both corporate programs). The STO was notified of their failure to award scholarships to more than one school in FY2016 and steps have been taken to insure the STO has awarded corporate scholarships to more than one school during FY2017.

¹¹ Total donations reported for FY15 were greater than the cap due to monies received at the end of FY14 that were not deposited until FY15.

Future Reserved Disabled/Displaced Corporate Scholarships

STOs also reserved scholarships for specific students for future years. Seven STOs reserved an additional \$3.1 million in the disabled/displaced corporate donation program for 286 students. AAA Scholarship Foundation reported in FY2016 reserving the largest amount of disabled/displaced corporate donations for future year scholarships of \$2.5 million for 95 students. It should be noted that a portion of the reserved future year awards reported by STOs may be for scholarships to be awarded in the upcoming academic year.

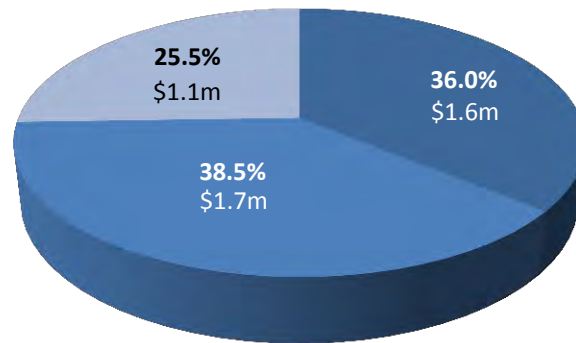
STOs Reporting Future Reserved Disabled/Displaced Corporate Scholarships in FY2016



FY2016 Disabled/Displaced Corporate Scholarships by Income Level

STOs are required to report the percentage of scholarship dollars that go to families with income of 185% or less of poverty level and the percentage of scholarship dollars that go to families with income ranging from above 185% of poverty level to 342.25% of poverty level. For the 2015-2016 academic year, 342.25% of the federal poverty level for a household of four was \$82,997.

Overall Share of FY2016 Disabled/Displaced Corporate Scholarships by Family Income



- Families with income up to 185% of poverty level
- Families with income from 185% to 342.25% of poverty level
- Families with income greater than 342.25% of poverty level

Table 10 (pg. 42) shows the percentages for each STO. Two organizations gave 100% of their scholarships to children in families with income of 342.25% or less of poverty level. There were two STOs that gave

more than 50% of their disabled/displaced corporate scholarships to children of families with income greater than 342.25% of poverty level.

Disabled/Displaced Corporate Credit Program 90/10 Calculation

All STOs certified to collect disabled/displaced corporate donations in FY2016 were evaluated as to their status in relation to the requirement that 90% of all revenue must be paid out in scholarships. From an administrative viewpoint, no STO is expected to pay out 90% of donations it receives in the current year for scholarships the same year. There will always be a lag between revenue received and revenue paid out and it does not mean that an STO with a percentage of less than 90% is in violation of the law. The 90% requirement is evaluated using two different methods: 1) a review of total donations and scholarships over the life of the STO and 2) calculating 90% of credit donations received in a particular fiscal year and tracking the amount to be awarded within the following two fiscal years. The following table shows the lifetime percentage calculated based on total donations and scholarships (method #1) for those STOs certified to receive disabled/displaced corporate donations in FY2016.

Disabled/Displaced Corporate Credit Program Lifetime 90/10 Ratios

School Tuition Organization	Ratio	School Tuition Organization	Ratio
AAA Scholarship Foundation	111.8	Arizona's Catholic Tuition Support Organization	49.7
Academic Opportunity Arizona	92.5	Dynamite Montessori Foundation	73.2
Arizona Community Foundation STO	53.4	Financial Assistance for Independent Schools	88.5
Arizona Leadership Foundation	66.3	Institute for Better Education	94.0
Arizona Private Education Scholarship Fund	95.4	Life Development Institute Education Fund	82.1
Arizona Scholarship Fund	86.9	School Choice Arizona	85.3
Arizona School Choice Trust	78.1	Tuition Organization for Private Schools	87.1
Arizona Tuition Connection	0.0	Yuma's Education Scholarship Fund for Kids	75.3

Two STOs have lifetime ratios below 50.0 because they are relatively new to the disabled/displaced program; their scholarships should increase significantly within the next year or two. One STO has a percentage greater than 100% because scholarships were paid from revenue that was not tax credit donations or due to reserved scholarships for specific students in future years. These percentages are being monitored annually and if STOs with low percentages do not improve, ADOR will review that program to determine the reason. Based on the yearly 90% calculation (method #2), there are currently no STOs in violation of the 90% requirement.

Table 9

FY 2016 Disabled/Displaced Corporate Donations and Scholarships by School Tuition Organization

School Tuition Organization	Donations			Scholarships				Future Reserved Scholarships	
	#	\$ Amount	Average	#	\$ Amount	Average	# of Schools	#	\$ Amount
AAA Scholarship Foundation	5	\$1,790,000	\$358,000	88	\$515,815	\$5,862	46	95	\$2,486,724
Academic Opportunity of Arizona	2	\$256,250	\$128,125	7	\$57,090	\$8,156	2	6	\$184,000
Arizona Community Foundation School Tuition Organization	1	\$475,750	\$475,750	49	\$244,784	\$4,996	30	0	\$0
Arizona Leadership Foundation	8	\$700,000	\$87,500	257	\$1,773,471	\$6,901	50	0	\$0
Arizona Private Education Scholarship Fund	2	\$450,000	\$225,000	109	\$424,472	\$3,894	31	17	\$59,341
Arizona Scholarship Fund	0	\$0	\$0	19	\$8,850	\$466	13	1	\$1,476
Arizona School Choice Trust	1	\$200,000	\$200,000	46	\$303,201	\$6,591	21	0	\$0
Arizona Tuition Connection	8	\$60,000	\$7,500	0	\$0	\$0	0	0	\$0
Arizona's Catholic Tuition Support Organization	4	\$320,000	\$80,000	71	\$237,375	\$3,343	21	34	\$104,868
Financial Assistance for Independent Schools	1	\$100,000	\$100,000	18	\$63,275	\$3,515	2	19	\$74,623
Institute for Better Education	6	\$238,000	\$39,667	169	\$171,964	\$1,018	64	114	\$187,073
Life Development Institute Education Fund	0	\$0	\$0	7	\$35,410	\$5,059	1	0	\$0
School Choice Arizona	0	\$0	\$0	9	\$68,837	\$7,649	5	0	\$0
Tuition Organization for Private Schools	1	\$250,000	\$250,000	43	\$370,341	\$8,613	10	0	\$0
Yuma's Education Scholarship Fund for Kids	1	\$160,000	\$160,000	44	\$120,498	\$2,739	7	0	\$0
TOTALS	40	\$5,000,000	\$125,000	936	\$4,395,384	\$4,696		286	\$3,098,105

Table 10
FY 2016 Disabled/Displaced Corporate Scholarships by Income Level

School Tuition Organization	Disabled/Displaced Corporate Scholarships	% of Scholarships to Families with		
		Income up to 185% of Poverty Level	Income from 185% to 342.25% of Poverty Level	Remaining %
AAA Scholarship Foundation	\$515,815	42.0%	18.5%	39.4%
Academic Opportunity of Arizona	\$57,090	6.9%	93.1%	0.0%
Arizona Community Foundation Student Tuition Organization	\$244,784	41.0%	27.3%	31.6%
Arizona Leadership Foundation	\$1,773,471	41.6%	37.4%	21.1%
Arizona Private Education Scholarship Fund	\$424,472	33.5%	32.2%	34.3%
Arizona Scholarship Fund	\$8,850	33.9%	53.7%	12.4%
Arizona School Choice Trust	\$303,201	0.0%	100.0%	0.0%
Arizona's Catholic Tuition Support Organization	\$237,375	42.2%	33.9%	24.0%
Financial Assistance for Independent Schools	\$63,275	7.0%	30.1%	63.0%
Institute for Better Education	\$171,964	52.4%	30.8%	16.8%
Life Development Institute Education Fund	\$35,410	65.1%	23.6%	11.3%
School Choice Arizona	\$68,837	44.5%	32.3%	23.1%
Tuition Organization for Private Schools	\$370,341	27.8%	42.3%	29.9%
Yuma's Education Scholarship Fund for Kids	\$120,498	24.3%	25.2%	50.5%
TOTALS	\$4,395,384	36.0%	38.5%	25.4%

SCHOLARSHIPS BY PRIVATE SCHOOL

STOs provide scholarships from the tax credit donations to students attending qualified Arizona private schools. A qualified school is a preschool that offers services to students with disabilities, and a nongovernmental primary or secondary school (K-12) that is located in this state and that does not discriminate based on race, color, disability, familial status or national origin. All teaching staff and personnel that have unsupervised contact with students are required to be fingerprinted. A qualified school does not include a charter school or any program operated by a charter school.

In terms of where the scholarship money went within Arizona, 63.1% of the scholarships and 60.8% of the scholarship money went to schools located in Maricopa County. The following map shows the number of scholarships, the amount of scholarships and the average scholarship paid out by county in FY2016.

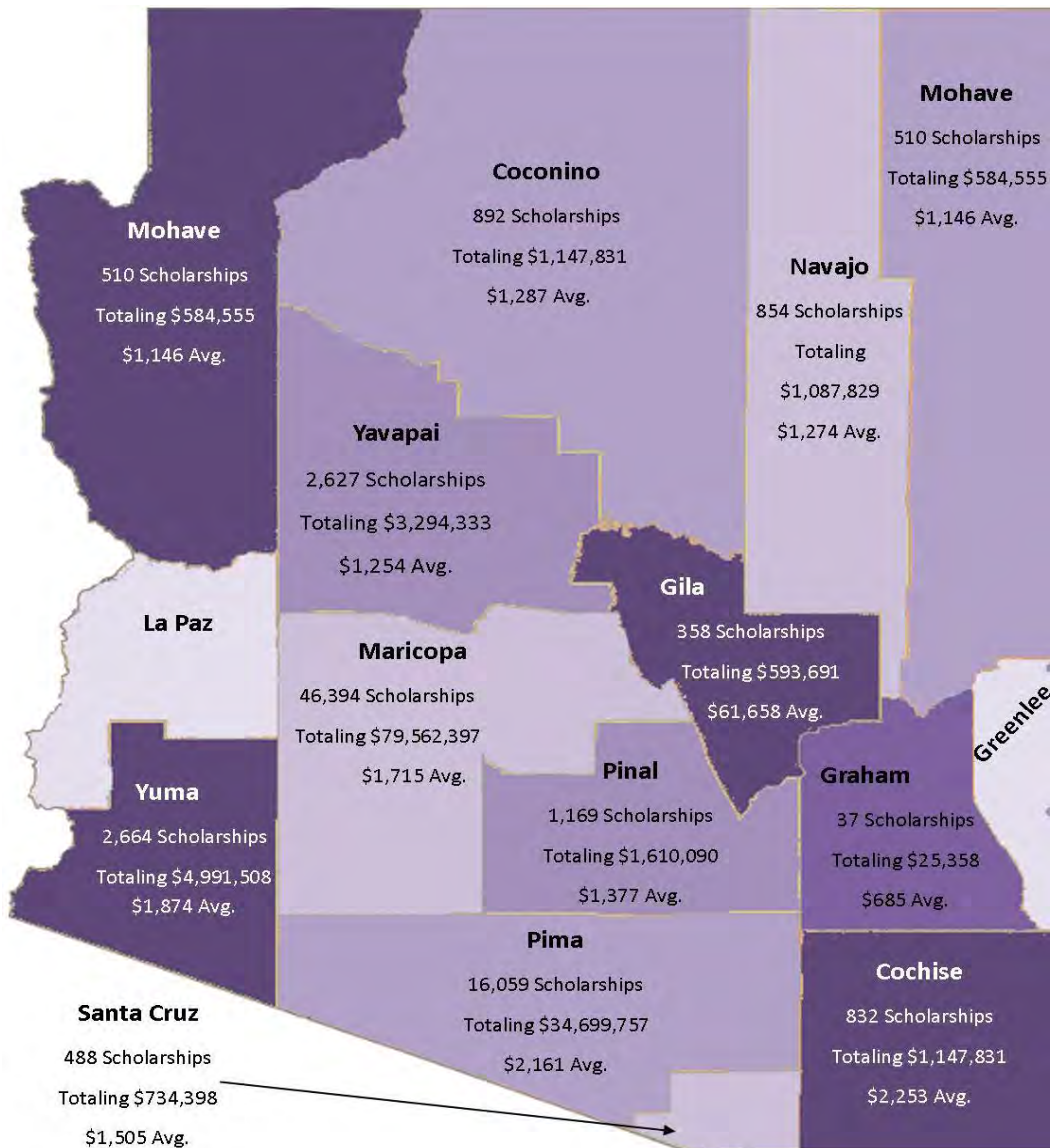


Table 11 (pg. 44) shows the cities or towns within which scholarship money was received, the number of scholarships, total scholarships and the average scholarship amount. The majority of scholarship money and number of scholarships went to students attending private schools within the City of Phoenix. Private schools located in Phoenix received \$39.0 million or 29.9% of the total scholarship amount from all credit programs. The largest total average scholarship of \$12,004 was for a school located in Cornville.

Table 11**FY 2016 Total Scholarships - All Credit Programs by Location of Private School**

City/Town	#	\$ Amount	Average
Ajo	3	\$2,152	\$717
Anthem	110	\$186,936	\$1,699
Anthem/Peoria	19	\$29,093	\$1,531
Avondale	589	\$719,163	\$1,221
Bapchule	566	\$536,173	\$947
Benson	14	\$10,683	\$763
Bisbee	16	\$45,940	\$2,871
Buckeye	200	\$188,594	\$943
Bullhead City	6	\$13,766	\$2,294
Bylas	34	\$22,931	\$674
Camp Verde	251	\$345,478	\$1,376
Casa Grande	330	\$732,643	\$2,220
Cave Creek	430	\$718,887	\$1,672
Chandler	3,538	\$6,763,120	\$1,912
Chinle	9	\$2,834	\$315
Chino Valley	2	\$1,000	\$500
Cornville	1	\$12,004	\$12,004
Cottonwood	657	\$891,175	\$1,356
Douglas	194	\$820,002	\$4,227
Flagstaff	866	\$1,090,954	\$1,260
Florence	8	\$8,021	\$1,003
Fountain Hills	54	\$77,778	\$1,440
Gilbert	1,989	\$5,258,553	\$2,644
Gilbert/Goodyear	10	\$17,210	\$1,721
Glendale	3,809	\$4,541,494	\$1,192
Globe	15	\$8,155	\$544
Goodyear	1,587	\$1,850,908	\$1,166
Holbrook	49	\$9,331	\$190
Kingman	246	\$162,851	\$662
Kykotsmovi	82	\$130,057	\$1,586
Lake Havasu City	258	\$407,938	\$1,581
Laveen	11	\$6,500	\$591
Litchfield Park	336	\$514,068	\$1,530
Maricopa	3	\$5,301	\$1,767
Mayer	22	\$155,082	\$7,049
Mesa	2,657	\$3,285,687	\$1,237
Nogales	488	\$734,398	\$1,505
Oro Valley	539	\$933,654	\$1,732
Page	11	\$7,131	\$648
Paradise Valley	694	\$2,085,369	\$3,005
Payson	136	\$187,224	\$1,377
Peoria	2,268	\$3,787,619	\$1,670
Peridot	48	\$19,687	\$410
Phoenix	22,508	\$39,048,396	\$1,735
Picacho	25	\$12,747	\$510
Pinetop	11	\$19,610	\$1,783
Prescott	1,694	\$1,889,594	\$1,115

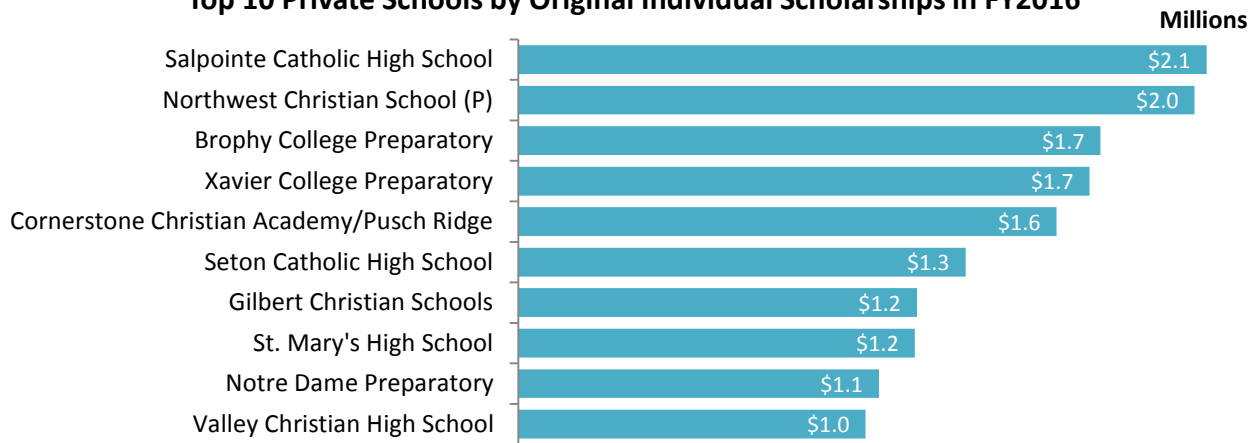
Table 11**FY 2016 Total Scholarships - All Credit Programs by Location of Private School**

City/Town	#	\$ Amount	Average
Queen Creek	31	\$41,047	\$1,324
Rock Point	63	\$193,440	\$3,070
Safford	3	\$2,427	\$809
San Carlos	159	\$378,624	\$2,381
San Tan Valley	206	\$274,158	\$1,331
Scottsdale	3,226	\$7,090,571	\$2,198
Sedona	15	\$49,746	\$3,316
Show Low	485	\$753,077	\$1,553
Sierra Vista	559	\$899,536	\$1,609
St. Michael	599	\$408,937	\$683
Sun Valley	31	\$50,600	\$1,632
Surprise	136	\$101,552	\$747
Tempe	1,931	\$2,890,194	\$1,497
Tucson	15,517	\$33,763,951	\$2,176
Waddell	7	\$40,380	\$5,769
Whiteriver	83	\$33,874	\$408
Wickenburg	269	\$316,824	\$1,178
Willcox	49	\$98,100	\$2,002
Winslow	113	\$98,578	\$872
Youngtown	16	\$43,500	\$2,719
Yuma	2,664	\$4,991,508	\$1,874
TOTAL	73,555	\$130,818,514	\$1,779

FY2016 Scholarships by Private School

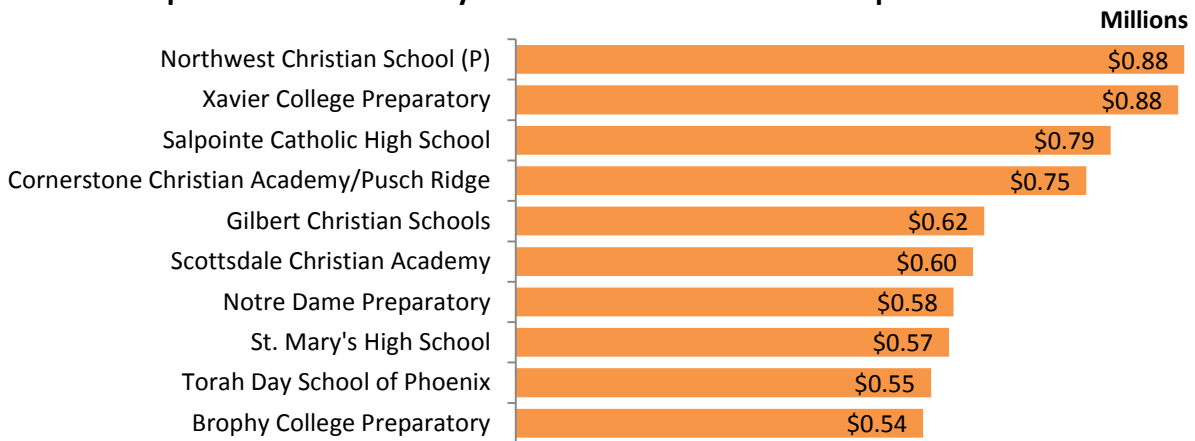
STOs provided scholarships from all four credit programs to 352 private schools in FY2016. There were 53 private schools that received scholarship money from 11 or more STOs. One private school, Brophy College Preparatory, received scholarships from 21 STOs. Of the 352 private schools, 83 received scholarship money from only one STO. Table 12 (pg. 49) lists the 352 private schools with students that received scholarship money from one or more of the four credit programs in FY2016. In addition, the total average scholarship for all credit programs and the sum of future reserved scholarships for all credit programs are provided.

Top 10 Private Schools by Original Individual Scholarships in FY2016



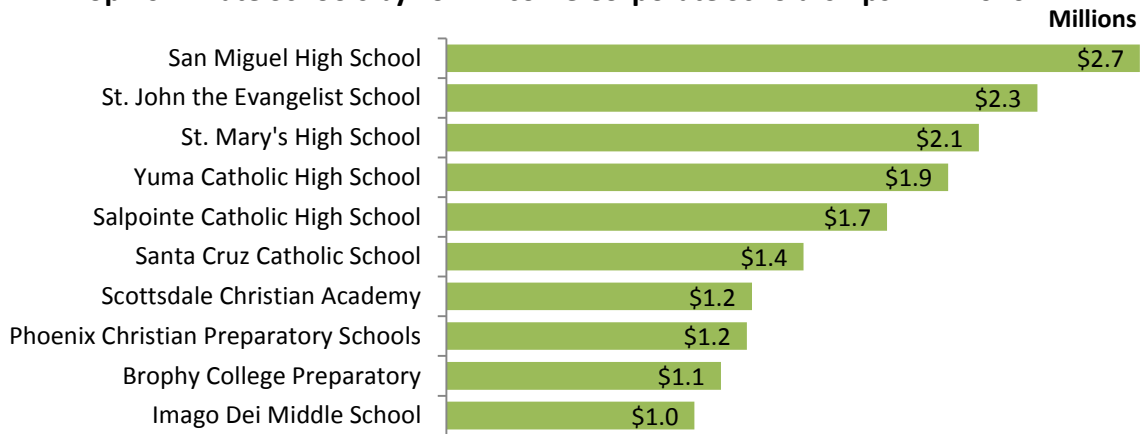
Original Individual Scholarships – Ten private schools received more than \$1.0 million in original individual scholarships in FY2016. Northwest Christian School received the largest number of scholarships totaling 1,179 while Latch School-ACCEL had the largest average scholarship of \$17,495.

Top 10 Private Schools by Switcher Individual Scholarships in FY2016



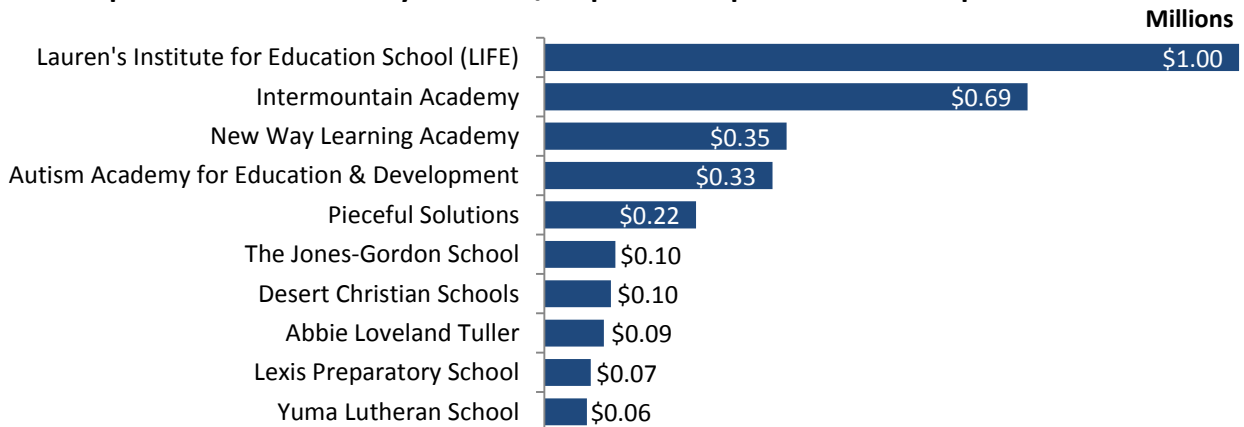
Switcher Individual Scholarships – Ten private schools received more than \$500,000 in switcher individual scholarships in FY2016. Northwest Christian School received the largest number of scholarships totaling 730 while Life Development Institute had the largest average scholarship of \$17,354.

Top 10 Private Schools by Low-Income Corporate Scholarships in FY2016



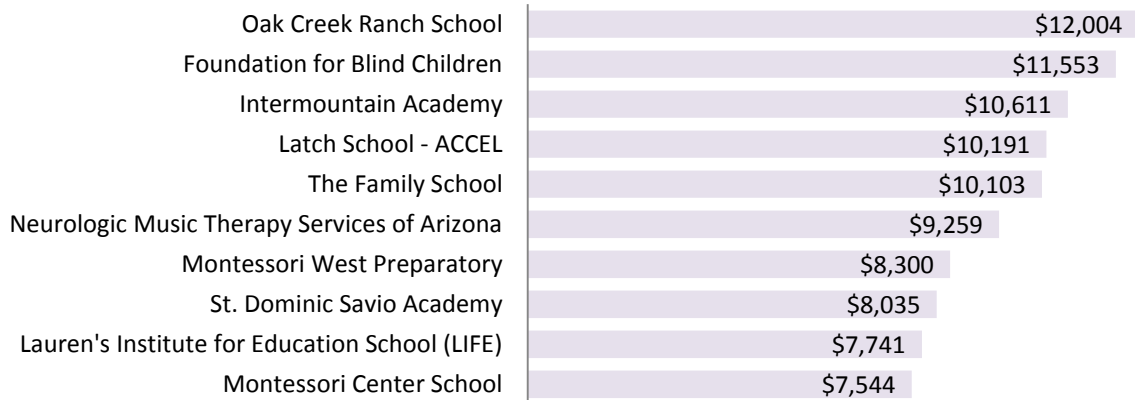
Low-Income Corporate Scholarships – Nine private schools received more than \$1.0 million in low-income corporate scholarships in FY2016. St. Mary’s High School received the largest number of scholarships totaling 890. Lauren’s Institute for Education School had the largest average scholarship amount of \$7,448. Several private schools will show a calculated average scholarship from an individual STO that is greater than the \$6,400 low-income scholarship cap. Due to current reporting requirements, the annual scholarship data reported by the STOs contains scholarships paid during the fiscal year which may include scholarships for both the 15/16 and the 16/17 academic years. Since the net number of scholarships reported are by student and do not account for two academic years, the calculated average is distorted. Based on the data provided by the STOs, there were no scholarships awarded greater than the statutory cap.

Top 10 Private Schools by Disabled/Displaced Corporate Scholarships in FY2016



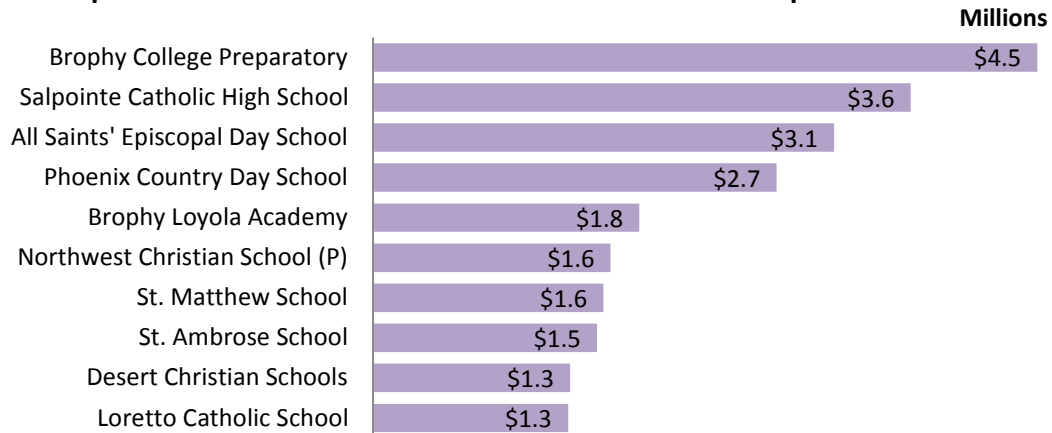
Disabled/Displaced Corporate Scholarships – Two private schools received more than \$500,000 in disabled/displaced corporate scholarships in FY2016. Lauren’s Institute for Education School received the largest number of scholarships totaling 76. The largest average scholarship by private school was \$22,247 for both Chapel Haven West and Neurologic Music Therapy Services of Arizona.

Top 10 Private Schools by Total Average Scholarship in FY2016



Total Average Scholarships – The FY2016 total overall average scholarship for all credit programs was \$1,779. Five private schools received scholarships from one or more of the credit programs that provided an overall average scholarship greater than \$10,000.

Top 10 Private Schools with Future Reserved Scholarships in FY2016



Future Reserved Scholarships for All Credit Programs – In FY2016 STOs reported future reserved scholarships for students attending 285 private schools. Those students that have not identified a private school to the STO at the time of the report (scholarships for new applicants reserved for following academic year or students that will be transitioning to different middle or high school) are included in the “Undecided” category. Seventeen private schools were reported by STOs to have students with future reserved scholarships greater than \$1 million from one or more of the credit programs. Salpointe Catholic High School has the largest number of students with future reserved scholarships at 1,488. It should be noted that a portion of the reserved future year awards reported by STOs may be for scholarships to be awarded in the upcoming academic year.

Table 12
FY 2016 Scholarships by Private School

Private School	Original Individual		Switcher Individual		Low-Income Corporate		Disabled/Displaced Corporate		Total Average Scholarship	Sum of All Future Reserved	
	Number	\$ Amount	Number	\$ Amount	Number	\$ Amount	Number	\$ Amount		Number	\$ Amount
2nd Street Children's School	10	\$36,783	8	\$12,875	2	\$1,450	0	\$0	\$2,555	19	\$39,739
91st Psalm Christian School	52	\$40,528	77	\$73,477	53	\$127,170	0	\$0	\$1,325	76	\$181,675
Abbie Loveland Tuller	9	\$20,963	6	\$13,100	6	\$3,350	19	\$85,021	\$3,061	18	\$80,294
Ace Academy	12	\$9,046	8	\$1,751	4	\$450	1	\$1,500	\$510	3	\$3,804
ACES (Austin Centers for Exceptional Students)	0	\$0	0	\$0	0	\$0	0	\$0	\$0	2	\$25,338
Adobe Adventist Christian School	6	\$8,760	4	\$3,000	0	\$0	0	\$0	\$1,176	0	\$0
Ahwatukee Foothills Montessori	9	\$33,082	10	\$23,904	1	\$500	0	\$0	\$2,874	8	\$35,631
Ajo Calvary Christian Academy	3	\$2,152	0	\$0	0	\$0	0	\$0	\$717	2	\$300
Aldea Montessori	16	\$28,619	13	\$17,692	6	\$9,200	0	\$0	\$1,586	0	\$0
Aleph Bet Kindergarten	0	\$0	8	\$47,830	3	\$2,750	0	\$0	\$4,598	1	\$3,000
Al-Huda School	11	\$38,435	7	\$28,000	0	\$0	0	\$0	\$3,691	0	\$0
All Saints Catholic School (Our Lady Of The Mountains)	68	\$170,903	32	\$87,933	27	\$51,225	0	\$0	\$2,441	98	\$253,712
All Saints' Episcopal Day School	181	\$367,274	114	\$204,150	162	\$813,778	0	\$0	\$3,031	182	\$3,106,140
Ambassador Christian Academy	24	\$29,401	7	\$11,646	0	\$0	0	\$0	\$1,324	21	\$34,314
American Family Education	22	\$22,317	9	\$13,426	0	\$0	0	\$0	\$1,153	12	\$11,743
American Indian Christian School	30	\$58,028	8	\$32,524	0	\$0	0	\$0	\$2,383	0	\$0
Angels in Autism (AZ Behavior & Autism)	0	\$0	0	\$0	1	\$125	0	\$0	\$125	0	\$0
Annunciation Catholic School	158	\$198,442	98	\$136,324	50	\$40,539	6	\$10,485	\$1,237	48	\$122,822
Apache Baptist Academy	15	\$13,112	10	\$6,510	8	\$3,250	1	\$58	\$674	7	\$1,440
Apostolic Faith Center Christian	0	\$0	4	\$11,100	12	\$32,400	0	\$0	\$2,719	12	\$32,400
Arcadia Christian School	1	\$950	0	\$0	0	\$0	0	\$0	\$950	0	\$0
Arcadia Montessori	6	\$21,600	7	\$23,350	0	\$0	0	\$0	\$3,458	0	\$0
Arizona Cultural Academy	106	\$268,846	81	\$213,909	92	\$217,500	0	\$0	\$2,510	88	\$250,375
Arizona International Academy	7	\$18,900	7	\$12,985	0	\$0	0	\$0	\$2,278	0	\$0
Arizona Language Preparatory	0	\$0	0	\$0	0	\$0	0	\$0	\$0	2	\$948
Arizona Lutheran Academy	170	\$310,226	88	\$101,699	48	\$61,179	1	\$4,159	\$1,555	69	\$117,402
Arrowhead Christian Academy	153	\$186,898	100	\$87,541	85	\$74,132	1	\$1,000	\$1,031	71	\$145,444
Arrowhead Montessori School	4	\$8,578	2	\$2,050	0	\$0	0	\$0	\$1,771	1	\$25
Ascension Lutheran School	19	\$37,944	28	\$25,029	0	\$0	0	\$0	\$1,340	5	\$1,006
Atonement Lutheran School	90	\$128,093	51	\$66,931	16	\$14,919	0	\$0	\$1,337	27	\$42,841
Autism Academy for Education & Development	18	\$42,082	25	\$22,482	13	\$59,210	31	\$326,859	\$5,180	22	\$683,610
Awakening Seed School	22	\$87,048	14	\$34,987	3	\$7,150	0	\$0	\$3,312	8	\$27,662
AZ Aspire Academy	3	\$3,355	3	\$2,784	0	\$0	5	\$15,902	\$2,004	5	\$21,995
Banner Children's Academy	2	\$11,025	1	\$6,995	0	\$0	3	\$11,936	\$4,993	1	\$68,625
Bayer Private School	24	\$32,464	11	\$14,699	4	\$4,500	0	\$0	\$1,325	16	\$25,285
Beautiful Savior Academy	8	\$9,242	9	\$5,481	2	\$1,525	0	\$0	\$855	4	\$6,842
Bella Vista College Preparatory School	16	\$50,185	12	\$52,942	5	\$21,900	2	\$7,265	\$3,780	29	\$108,085
Bethany Christian School	191	\$386,353	153	\$255,132	72	\$128,439	8	\$6,000	\$1,830	143	\$316,371

Table 12
FY 2016 Scholarships by Private School

Private School	Original Individual		Switcher Individual		Low-Income Corporate		Disabled/Displaced Corporate		Total Average Scholarship	Sum of All Future Reserved	
	Number	\$ Amount	Number	\$ Amount	Number	\$ Amount	Number	\$ Amount		Number	\$ Amount
Beyond Autism	1	\$1,289	0	\$0	0	\$0	0	\$0	\$1,289	0	\$0
Big Dreams Preschool & Kindergarten	0	\$0	0	\$0	0	\$0	0	\$0	\$0	1	\$945
Black Mountain Science Academy	6	\$22,480	6	\$16,703	0	\$0	0	\$0	\$3,265	0	\$0
Blessed Sacrament Kindergarten	1	\$975	2	\$13,675	1	\$1,400	0	\$0	\$4,013	0	\$0
Bourgade Catholic High School	523	\$852,163	388	\$479,972	444	\$764,868	12	\$51,830	\$1,572	285	\$644,567
Breakthrough Academy	5	\$16,112	4	\$13,263	0	\$0	5	\$17,549	\$3,352	8	\$63,813
Bridges Preschool & Kindergarten (G)	3	\$2,730	2	\$1,790	1	\$500	0	\$0	\$837	0	\$0
Brightmont Academy	3	\$15,058	1	\$7,348	0	\$0	1	\$3,628	\$5,207	4	\$48,840
Brophy College Preparatory	526	\$1,736,570	201	\$538,697	201	\$1,061,482	0	\$0	\$3,596	851	\$4,475,762
Brophy Loyola Academy	0	\$0	71	\$317,250	71	\$359,550	0	\$0	\$4,766	124	\$1,794,182
Calvary Baptist School	31	\$26,827	15	\$7,929	39	\$52,550	2	\$5,270	\$1,064	3	\$2,134
Calvary Chapel Christian School	147	\$207,843	131	\$130,173	47	\$39,511	1	\$880	\$1,161	164	\$185,201
Calvary Christian Academy (LH)	110	\$191,215	80	\$110,568	6	\$19,155	0	\$0	\$1,637	90	\$186,569
Calvary Christian School	0	\$0	0	\$0	0	\$0	0	\$0	\$0	2	\$628
Calvary Shadows Assembly of God	6	\$3,194	9	\$4,961	0	\$0	0	\$0	\$544	1	\$500
Camelback Christian School	12	\$21,364	12	\$12,874	0	\$0	0	\$0	\$1,427	6	\$4,183
Camelback Desert School	6	\$7,856	9	\$7,955	0	\$0	0	\$0	\$1,054	5	\$6,345
Camp Verde United Christian School	117	\$235,457	68	\$88,681	66	\$21,341	0	\$0	\$1,376	10	\$4,279
Carden Christian Academy Central	42	\$31,206	25	\$15,278	15	\$20,250	7	\$11,271	\$876	49	\$79,175
Casa del Nino Bilingual Montessori School	13	\$15,172	15	\$15,686	6	\$15,950	0	\$0	\$1,377	0	\$0
Casa Ninos School of Montessori	2	\$3,400	1	\$3,306	0	\$0	0	\$0	\$2,235	2	\$5,012
Casas Christian School	248	\$497,700	215	\$220,416	153	\$177,699	21	\$23,370	\$1,443	297	\$465,961
Castlehill Country Day School	37	\$81,418	23	\$45,978	2	\$3,000	0	\$0	\$2,103	47	\$96,896
Cave Creek Montessori	10	\$52,680	6	\$17,800	0	\$0	0	\$0	\$4,405	0	\$0
Cedar Tree Montessori	0	\$0	1	\$50	1	\$4,460	1	\$1,975	\$2,162	1	\$10,400
Chandler Christian Academy	113	\$249,764	77	\$144,254	0	\$0	0	\$0	\$2,074	73	\$132,552
Chandler Christian School	0	\$0	0	\$0	22	\$42,200	0	\$0	\$1,918	0	\$0
Chaparral Christian Preschool & Kindergarten	6	\$19,220	7	\$9,075	0	\$0	0	\$0	\$2,177	3	\$917
Chapel Haven West	2	\$1,474	1	\$968	0	\$0	1	\$22,247	\$6,172	0	\$0
Cheder Lubavitch	16	\$98,982	15	\$95,643	12	\$9,800	0	\$0	\$4,754	5	\$14,700
Chinle Adventist Elementary	9	\$2,834	0	\$0	0	\$0	0	\$0	\$315	0	\$0
Christ Church School	29	\$54,316	18	\$45,996	3	\$13,377	0	\$0	\$2,274	14	\$21,677
Christ Lutheran School	319	\$492,493	199	\$327,734	21	\$34,953	2	\$2,479	\$1,585	155	\$207,585
Christ the King Academy	0	\$0	0	\$0	0	\$0	0	\$0	\$0	1	\$931
Christ the King Catholic School	222	\$266,791	137	\$125,367	103	\$54,990	1	\$500	\$967	180	\$476,679
Christian Academy of Prescott	136	\$128,629	135	\$75,589	119	\$86,201	4	\$4,069	\$747	73	\$39,166
Christ's Greenfield Lutheran School	247	\$490,101	160	\$231,630	30	\$55,250	1	\$5	\$1,774	176	\$282,850
Chrysalis Academy	8	\$26,280	9	\$11,095	1	\$411	8	\$59,349	\$3,736	4	\$77,590

Table 12
FY 2016 Scholarships by Private School

Private School	Original Individual		Switcher Individual		Low-Income Corporate		Disabled/Displaced Corporate		Total Average Scholarship	Sum of All Future Reserved	
	Number	\$ Amount	Number	\$ Amount	Number	\$ Amount	Number	\$ Amount		Number	\$ Amount
Clear View Academy	0	\$0	0	\$0	0	\$0	0	\$0	\$0	10	\$2,791
Cochise SDA Christian School	4	\$1,009	2	\$4,000	4	\$19,125	6	\$21,805	\$2,871	11	\$141,153
Community Montessori	2	\$3,375	4	\$27,636	0	\$0	0	\$0	\$5,168	1	\$360
Congregation Anshei Israel Preschool & Kindergarten	7	\$350	7	\$18,645	5	\$1,625	0	\$0	\$1,085	30	\$115,715
Cornerstone Christian Academy/Pusch Ridge	749	\$1,605,578	372	\$754,452	210	\$310,689	4	\$5,503	\$2,005	590	\$1,024,366
Creative Castle Preschool & Kindergarten	10	\$13,923	9	\$15,170	0	\$0	0	\$0	\$1,531	3	\$2,307
Creo School	46	\$118,979	36	\$54,658	16	\$63,620	0	\$0	\$2,421	0	\$0
Cross of Glory Lutheran Elementary School	28	\$37,828	24	\$20,268	4	\$8,448	2	\$3,789	\$1,213	12	\$15,680
Cross Roads Preschool & Kindergarten	1	\$664	0	\$0	0	\$0	0	\$0	\$664	1	\$1,781
Crossroads Community School (Hope Christian Academy)	96	\$176,412	62	\$108,050	7	\$14,000	2	\$4,387	\$1,813	99	\$235,457
Darkaynu (Tucson Jewish Montessori)	0	\$0	0	\$0	0	\$0	0	\$0	\$0	4	\$6,874
Dayspring Kindergarten	17	\$70,575	17	\$23,289	0	\$0	0	\$0	\$2,761	0	\$0
Desert Christian Schools	352	\$813,715	220	\$367,865	187	\$388,755	29	\$95,313	\$2,114	557	\$1,328,672
Desert Garden Montessori	125	\$230,597	93	\$109,067	46	\$148,856	6	\$10,195	\$1,847	10	\$17,722
Desert Jewish Academy	27	\$76,599	21	\$63,721	14	\$12,381	3	\$11,197	\$2,522	0	\$0
Desert Sky Montessori	1	\$6,950	1	\$50	0	\$0	0	\$0	\$3,500	0	\$0
Desert Sun Child Development Center	21	\$46,374	20	\$29,855	5	\$9,000	0	\$0	\$1,853	0	\$0
Desert Valley Christian School	17	\$23,501	5	\$2,597	5	\$9,872	0	\$0	\$1,332	10	\$42,411
Desert View Learning Center	28	\$123,245	16	\$68,677	4	\$5,950	0	\$0	\$4,122	0	\$0
Desert Voices Oral Learning Center	6	\$45,732	6	\$37,725	0	\$0	6	\$25,500	\$6,053	0	\$0
Dobson Montessori School	75	\$120,451	32	\$24,115	9	\$23,050	5	\$20,342	\$1,553	33	\$76,850
Downtown Community School	2	\$2,950	2	\$1,640	0	\$0	0	\$0	\$1,148	0	\$0
Dynamite Montessori School	28	\$83,712	21	\$59,906	0	\$0	0	\$0	\$2,931	17	\$16,354
East Fork Lutheran School	62	\$26,748	21	\$7,126	0	\$0	0	\$0	\$408	14	\$3,975
El Dorado Private School	14	\$31,884	7	\$20,519	3	\$3,900	1	\$12,265	\$2,743	14	\$34,927
Emmanuel Christian Academy	114	\$103,981	82	\$31,848	49	\$23,385	1	\$3,637	\$662	66	\$35,719
Emmanuel Lutheran School	95	\$120,809	55	\$49,082	11	\$21,528	0	\$0	\$1,189	44	\$80,004
Emmaus Lutheran School	54	\$48,530	21	\$18,070	14	\$10,646	1	\$50	\$859	15	\$15,026
Esther B Feldman Kindergarten	1	\$984	0	\$0	0	\$0	0	\$0	\$984	1	\$979
Faith Christian Academy (FH)	27	\$24,666	7	\$5,950	20	\$47,162	0	\$0	\$1,440	22	\$21,394
Faith Christian School	91	\$138,053	48	\$41,755	9	\$15,850	1	\$500	\$1,316	18	\$37,073
Faith Community Academy	85	\$118,627	76	\$55,507	50	\$54,655	5	\$4,322	\$1,079	164	\$346,991
Faith Lutheran School (M)	83	\$120,442	80	\$33,360	43	\$36,020	1	\$500	\$919	46	\$20,186
Family Life Academy	103	\$143,443	49	\$48,864	48	\$71,085	2	\$1,500	\$1,311	93	\$105,999
Family of Christ Learning Center	14	\$21,518	12	\$12,745	0	\$0	0	\$0	\$1,318	6	\$5,536
First Baptist Christian Academy (SV)	112	\$149,508	88	\$64,691	10	\$15,200	0	\$0	\$1,092	30	\$28,762
First Southern Christian School	71	\$110,005	41	\$14,027	15	\$14,407	5	\$3,171	\$1,073	34	\$40,201
Flagstaff Community Christian School	146	\$178,322	141	\$119,067	123	\$180,509	3	\$10,619	\$1,166	156	\$358,609

Table 12
FY 2016 Scholarships by Private School

Private School	Original Individual		Switcher Individual		Low-Income Corporate		Disabled/Displaced Corporate		Total Average Scholarship	Sum of All Future Reserved	
	Number	\$ Amount	Number	\$ Amount	Number	\$ Amount	Number	\$ Amount		Number	\$ Amount
Florence Baptist Academy	5	\$6,100	2	\$921	1	\$1,000	0	\$0	\$1,003	1	\$1,000
Foundation for Blind Children	2	\$19,825	2	\$22,668	1	\$5,000	4	\$56,487	\$11,553	0	\$0
Fourteen Six Christian Academy	12	\$7,463	3	\$1,592	0	\$0	0	\$0	\$604	16	\$3,241
Freedom Christian Academy	54	\$44,657	53	\$32,530	94	\$170,583	5	\$26,389	\$1,331	85	\$249,579
Gary K. Herberger Young Scholar's Academy	25	\$54,578	16	\$21,557	7	\$26,151	1	\$3,973	\$2,169	23	\$22,100
Gateway Academy	2	\$3,758	1	\$2,937	0	\$0	2	\$17,279	\$4,795	3	\$58,961
Gateway Baptist Academy (G)	59	\$44,223	47	\$30,719	21	\$9,068	0	\$0	\$661	26	\$23,201
Gethsemane Lutheran School	136	\$184,190	97	\$125,555	3	\$6,901	0	\$0	\$1,342	102	\$167,385
Gilbert Christian Schools	554	\$1,189,216	317	\$619,573	139	\$334,457	7	\$13,390	\$2,121	375	\$1,006,979
Glendale Christian Academy	63	\$64,685	43	\$23,043	68	\$75,142	0	\$0	\$936	79	\$125,929
Glenview Adventist Academy	62	\$47,540	18	\$11,791	28	\$116,755	0	\$0	\$1,630	36	\$422,354
Good Earth Montessori	0	\$0	1	\$231	0	\$0	0	\$0	\$231	1	\$479
Gospel Outreach Christian School	13	\$1,770	2	\$2,116	0	\$0	0	\$0	\$259	0	\$0
Grace Christian Academy	12	\$9,580	2	\$1,102	0	\$0	0	\$0	\$763	2	\$800
Grace Community Christian School	124	\$225,904	82	\$134,877	15	\$89,000	0	\$0	\$2,035	58	\$206,772
Grace Fellowship Academy	75	\$85,752	59	\$46,492	65	\$55,784	1	\$566	\$943	18	\$71,384
Grace Lutheran School	103	\$99,816	45	\$32,574	9	\$17,966	0	\$0	\$958	31	\$38,421
GracePointe Christian Academy (Chapel in the Hills)	17	\$16,685	26	\$12,628	12	\$26,200	1	\$500	\$1,000	28	\$140,136
Graysmark Academy	2	\$5,184	1	\$117	0	\$0	0	\$0	\$1,767	16	\$8,101
Green Fields Country Day School	73	\$173,801	55	\$119,783	55	\$144,596	4	\$15,450	\$2,426	37	\$101,912
Guiding Light Christian Educational Center (GLCP)	13	\$24,688	13	\$8,912	3	\$5,330	0	\$0	\$1,342	9	\$9,000
Hand in Hand Christian School	6	\$4,016	5	\$4,017	6	\$5,842	0	\$0	\$816	3	\$2,590
Harvest Kidz School	1	\$354	3	\$2,420	0	\$0	0	\$0	\$694	0	\$0
Heritage Montessori	0	\$0	7	\$19,865	0	\$0	0	\$0	\$2,838	0	\$0
Holbrook Adventist Indian School	46	\$8,827	3	\$504	0	\$0	0	\$0	\$190	0	\$0
Holy Cross Evangelical Lutheran School	7	\$5,975	2	\$2,459	1	\$500	0	\$0	\$893	2	\$725
Holy Trinity Academy	6	\$13,419	9	\$12,890	0	\$0	0	\$0	\$1,754	7	\$4,433
Hopi Mission School	31	\$85,396	49	\$35,041	2	\$9,620	0	\$0	\$1,586	6	\$25,460
Imago Dei Middle School	69	\$251,073	14	\$28,627	193	\$959,650	0	\$0	\$4,490	2	\$6,038
Immaculate Conception School	149	\$134,091	96	\$68,992	173	\$261,615	8	\$18,134	\$1,133	176	\$145,896
Immaculate Heart Academy	152	\$227,995	90	\$101,160	121	\$165,259	8	\$19,125	\$1,384	254	\$615,482
Immaculate Heart High School	51	\$132,325	27	\$86,864	30	\$84,480	10	\$14,147	\$2,693	62	\$215,459
Inspire Kids Montessori	3	\$20,263	1	\$1,150	0	\$0	0	\$0	\$5,353	2	\$3,306
Intermountain Academy	4	\$8,600	13	\$9,200	32	\$233,800	40	\$692,790	\$10,611	67	\$81,805
International School of Arizona	33	\$157,408	29	\$28,788	2	\$7,100	0	\$0	\$3,020	10	\$5,501
International School of Tucson	50	\$77,656	39	\$48,104	68	\$217,511	3	\$2,250	\$2,160	116	\$258,863
Ironwood Hill School	0	\$0	0	\$0	0	\$0	1	\$3,147	\$3,147	0	\$0
Joanne Todd Christian School	30	\$58,382	19	\$39,718	0	\$0	0	\$0	\$2,002	57	\$99,996

Table 12
FY 2016 Scholarships by Private School

Private School	Original Individual		Switcher Individual		Low-Income Corporate		Disabled/Displaced Corporate		Total Average Scholarship	Sum of All Future Reserved	
	Number	\$ Amount	Number	\$ Amount	Number	\$ Amount	Number	\$ Amount		Number	\$ Amount
Joy Christian School	425	\$566,707	278	\$265,815	285	\$564,304	20	\$39,021	\$1,424	159	\$386,707
Joyful Beginnings Academy	21	\$30,539	16	\$29,947	0	\$0	0	\$0	\$1,635	2	\$2,729
KASL Academy for Deaf and Hard of Hearing	2	\$4,690	1	\$2,390	3	\$15,300	1	\$18,000	\$5,769	0	\$0
Kingdom Preparatory Academy	5	\$644	5	\$100	0	\$0	0	\$0	\$74	0	\$0
Kino Learning Center	43	\$51,591	34	\$25,642	34	\$59,985	8	\$19,356	\$1,316	70	\$85,539
Lamb's Gate Christian School	9	\$17,644	9	\$8,768	1	\$3,825	2	\$750	\$1,476	16	\$30,888
Latch School - ACCEL	5	\$87,478	5	\$32,267	2	\$11,500	5	\$41,997	\$10,191	0	\$0
Lauren's Institute for Education School (LIFE)	34	\$59,354	28	\$28,688	54	\$402,200	76	\$996,100	\$7,741	13	\$194,443
Lexington Life Academy	0	\$0	0	\$0	18	\$93,600	3	\$47,036	\$6,697	7	\$367,637
Lexis Preparatory School	35	\$97,478	26	\$96,696	5	\$20,340	20	\$66,556	\$3,268	46	\$153,667
Life Academy	0	\$0	0	\$0	1	\$4,600	0	\$0	\$4,600	0	\$0
Life Christian Academy	12	\$29,142	11	\$15,158	6	\$5,420	0	\$0	\$1,714	10	\$7,438
Life Development Institute	6	\$26,283	2	\$34,707	3	\$19,200	7	\$35,410	\$6,422	0	\$0
Logos Christian Academy	24	\$27,387	12	\$12,648	41	\$146,232	0	\$0	\$2,419	41	\$303,331
Loretto Catholic School	46	\$141,127	19	\$60,625	129	\$618,250	0	\$0	\$4,227	136	\$1,315,394
Lourdes Catholic School	96	\$140,773	29	\$48,721	79	\$204,276	0	\$0	\$1,930	142	\$450,465
Magical Journey Learning Center	24	\$90,158	23	\$60,198	0	\$0	1	\$750	\$3,148	45	\$90,714
Maranatha Christian Academy	2	\$580	1	\$93	1	\$3,399	0	\$0	\$1,018	6	\$13,984
Maricopa Village Christian School	11	\$6,500	0	\$0	0	\$0	0	\$0	\$591	0	\$0
Mesa Christian Academy	16	\$12,554	3	\$5,699	5	\$11,250	0	\$0	\$1,229	12	\$39,498
Mesa Montessori	4	\$15,792	4	\$12,607	0	\$0	0	\$0	\$3,550	0	\$0
Mis Manos Montessorri School	0	\$0	0	\$0	0	\$0	0	\$0	\$0	3	\$9,662
Montessori Center School	0	\$0	8	\$60,350	0	\$0	0	\$0	\$7,544	0	\$0
Montessori Educare Academy	6	\$18,710	6	\$3,020	0	\$0	0	\$0	\$1,811	0	\$0
Montessori in the Park	65	\$137,957	0	\$0	0	\$0	0	\$0	\$2,122	0	\$0
Montessori International School	53	\$96,243	42	\$64,504	42	\$168,087	4	\$12,887	\$2,424	1	\$900
Montessori Kingdom of Learning	33	\$132,050	0	\$0	0	\$0	0	\$0	\$4,002	0	\$0
Montessori Learning Center	4	\$4,074	4	\$3,941	0	\$0	0	\$0	\$1,002	0	\$0
Montessori Matters	0	\$0	13	\$39,150	0	\$0	0	\$0	\$3,012	0	\$0
Montessori Preparatory Academy	6	\$13,766	0	\$0	0	\$0	0	\$0	\$2,294	0	\$0
Montessori West Preparatory	0	\$0	2	\$16,600	0	\$0	0	\$0	\$8,300	0	\$0
Most Holy Trinity Catholic School	86	\$134,759	63	\$89,987	159	\$429,773	1	\$3,628	\$2,130	160	\$1,092,889
Mount Calvary Lutheran School	10	\$19,630	15	\$7,371	6	\$13,559	0	\$0	\$1,308	13	\$84,417
Mountain Christian School	96	\$159,168	58	\$57,065	9	\$36,275	1	\$3,637	\$1,562	24	\$28,622
Navajo Evangelical Lutheran Mission School	40	\$133,114	23	\$60,325	0	\$0	0	\$0	\$3,070	0	\$0
Neurologic Music Therapy Services of Arizona	2	\$20,351	2	\$12,457	1	\$500	1	\$22,247	\$9,259	0	\$0
New Covenant Lutheran Preschool & Kindergarten	19	\$28,365	21	\$19,238	0	\$0	1	\$1,521	\$1,198	1	\$2,930
New Vistas Center for Education	47	\$172,332	29	\$54,296	2	\$2,100	0	\$0	\$2,932	70	\$167,522

Table 12
FY 2016 Scholarships by Private School

Private School	Original Individual		Switcher Individual		Low-Income Corporate		Disabled/Displaced Corporate		Total Average Scholarship	Sum of All Future Reserved	
	Number	\$ Amount	Number	\$ Amount	Number	\$ Amount	Number	\$ Amount		Number	\$ Amount
New Way Learning Academy	94	\$316,720	101	\$395,341	56	\$251,013	71	\$347,374	\$4,070	222	\$891,857
Noah's Ark Preschool & Kindergarten	8	\$6,343	10	\$5,774	0	\$0	0	\$0	\$673	2	\$1,567
Noor Academy of Arizona	64	\$139,585	51	\$138,483	17	\$11,000	0	\$0	\$2,190	2	\$18,600
North Phoenix Baptist Kindergarten	7	\$14,413	9	\$8,641	0	\$0	0	\$0	\$1,441	11	\$7,523
North Valley Christian Academy (Cross of Christ)	69	\$110,196	38	\$67,740	3	\$9,000	0	\$0	\$1,699	20	\$50,168
Northland Christian School	22	\$21,507	19	\$8,430	6	\$5,250	0	\$0	\$749	22	\$6,339
Northminster Christian School	24	\$45,219	28	\$26,992	18	\$13,935	3	\$6,071	\$1,263	39	\$144,874
Northwest Christian School (P)	1,179	\$2,017,139	730	\$883,914	228	\$587,397	10	\$21,957	\$1,635	933	\$1,600,963
Notre Dame Preparatory	422	\$1,075,439	287	\$578,992	117	\$269,927	2	\$1,500	\$2,326	247	\$525,617
Oak Creek Ranch School	1	\$12,004	0	\$0	0	\$0	0	\$0	\$12,004	0	\$0
On-Track Academy	0	\$0	0	\$0	1	\$1,250	0	\$0	\$1,250	0	\$0
Our Lady of Mt. Carmel School	283	\$352,141	194	\$180,152	147	\$57,240	0	\$0	\$945	136	\$268,475
Our Lady of Perpetual Help Catholic School (G)	364	\$428,663	261	\$165,069	394	\$338,536	7	\$12,956	\$921	169	\$242,432
Our Lady of Perpetual Help Catholic School (S)	254	\$376,825	139	\$189,880	98	\$34,245	0	\$0	\$1,224	123	\$128,407
Our Lady of Sorrows Academy	27	\$23,685	28	\$40,335	1	\$500	0	\$0	\$1,152	63	\$89,223
Our Lady of the Lake	9	\$26,839	9	\$19,836	9	\$90	0	\$0	\$1,732	0	\$0
Our Mother of Sorrows Catholic School	289	\$246,277	152	\$101,589	273	\$367,501	15	\$23,046	\$1,013	316	\$443,928
Our Saviour Lutheran School	4	\$1,265	2	\$40	0	\$0	0	\$0	\$218	0	\$0
Page Christian School	8	\$5,211	3	\$1,920	0	\$0	0	\$0	\$648	3	\$1,788
Palm Valley Montessori	125	\$124,424	91	\$72,001	55	\$244,800	0	\$0	\$1,628	2	\$2,530
Palms Christian School	54	\$35,720	38	\$13,461	12	\$25,200	3	\$6,087	\$752	9	\$4,598
Paradise for Tots Christian Kindergarten	1	\$142	0	\$0	0	\$0	0	\$0	\$142	1	\$1,010
Paradise Valley Christian Preparatory	239	\$437,022	149	\$190,313	17	\$26,500	4	\$5,751	\$1,613	129	\$220,242
Pardes Jewish Day School	157	\$876,287	112	\$302,635	77	\$72,553	0	\$0	\$3,617	9	\$24,090
Parkway Children's School of Excellence	5	\$5,447	5	\$3,549	0	\$0	0	\$0	\$900	3	\$2,885
Pathways School	5	\$12,777	3	\$12,509	0	\$0	2	\$5,926	\$3,121	1	\$2,000
Payson Community Christian School	71	\$97,515	50	\$59,483	15	\$30,227	0	\$0	\$1,377	53	\$58,161
Peridot Lutheran Elementary	30	\$3,305	14	\$10,022	4	\$6,360	0	\$0	\$410	52	\$44,552
Phoenix Christian Academy	0	\$0	0	\$0	0	\$0	0	\$0	\$0	5	\$4,275
Phoenix Christian Preparatory Schools	267	\$288,750	154	\$150,723	293	\$1,162,014	10	\$13,761	\$2,231	233	\$1,043,942
Phoenix Christian School K-8	73	\$120,641	53	\$72,804	4	\$13,820	5	\$2,867	\$1,557	53	\$116,715
Phoenix Country Day School	207	\$489,571	137	\$350,022	173	\$789,380	0	\$0	\$3,151	152	\$2,718,525
Phoenix Hebrew Academy	126	\$344,494	116	\$291,720	88	\$82,043	0	\$0	\$2,177	14	\$42,000
Pieceful Solutions	21	\$31,925	14	\$13,052	8	\$28,900	25	\$217,475	\$4,285	5	\$28,832
Pilgrim Lutheran School	28	\$22,239	19	\$12,306	1	\$50	0	\$0	\$721	4	\$3,404
Pleasantview Christian Elementary	0	\$0	3	\$6,010	8	\$27,500	1	\$3,637	\$3,096	21	\$85,898
Prescott Adventist Christian School	10	\$4,182	3	\$1,382	3	\$7,000	0	\$0	\$785	0	\$0
Primavera School	42	\$113,830	15	\$42,260	11	\$25,275	0	\$0	\$2,667	25	\$30,238

Table 12
FY 2016 Scholarships by Private School

Private School	Original Individual		Switcher Individual		Low-Income Corporate		Disabled/Displaced Corporate		Total Average Scholarship	Sum of All Future Reserved	
	Number	\$ Amount	Number	\$ Amount	Number	\$ Amount	Number	\$ Amount		Number	\$ Amount
Promiseland Christian Preschool	0	\$0	0	\$0	0	\$0	1	\$750	\$750	0	\$0
Quality Interactive Montessori	27	\$53,910	18	\$44,889	8	\$20,200	0	\$0	\$2,245	7	\$7,375
Queen of Peace Catholic School	238	\$175,271	164	\$75,962	263	\$239,832	2	\$4,242	\$743	208	\$1,211,608
Rancho Solano Schools	68	\$191,029	41	\$99,833	0	\$0	2	\$3,982	\$2,656	56	\$85,823
Red Mountain Montessori Academy	1	\$4,825	1	\$50	0	\$0	1	\$1,000	\$1,958	1	\$460
Red Sands Christian School	23	\$12,996	30	\$18,249	60	\$67,332	0	\$0	\$872	67	\$190,353
Redeemer Christian School (Stapley)	71	\$67,804	40	\$42,976	39	\$35,276	1	\$1,154	\$975	22	\$26,005
Redeemer Lutheran School	88	\$127,110	60	\$61,357	14	\$34,600	1	\$1,100	\$1,375	45	\$103,334
Resurrection Lutheran Child Development Center	24	\$71,980	26	\$30,320	0	\$0	0	\$0	\$2,046	0	\$0
Risen Savior Lutheran School	17	\$25,941	17	\$7,053	0	\$0	0	\$0	\$970	0	\$0
River of Life Christian School	31	\$33,240	15	\$6,574	44	\$121,250	5	\$6,703	\$1,766	35	\$116,954
Running River School	5	\$15,985	0	\$0	1	\$1,250	0	\$0	\$2,873	9	\$12,775
S A R R C Community School	3	\$21,900	2	\$3,000	0	\$0	3	\$12,446	\$4,668	8	\$38,213
Sacred Heart Catholic School	99	\$93,770	62	\$59,500	103	\$166,325	0	\$0	\$1,211	176	\$287,000
Sacred Heart School	121	\$310,905	78	\$198,520	74	\$37,970	0	\$0	\$2,005	1	\$483
Saguaro Hills Adventist Christian School	22	\$24,050	12	\$1,489	21	\$98,827	2	\$7,265	\$2,309	33	\$326,624
Saguaro Hills Christian School	1	\$1,000	0	\$0	0	\$0	0	\$0	\$1,000	0	\$0
Salpointe Catholic High School	879	\$2,052,637	424	\$786,551	552	\$1,704,199	18	\$25,175	\$2,439	1,488	\$3,621,730
San Francisco de Asis Catholic School	163	\$220,026	111	\$144,160	101	\$162,506	0	\$0	\$1,405	95	\$97,060
San Miguel High School	437	\$377,622	257	\$221,610	516	\$2,681,173	0	\$0	\$2,711	574	\$746,448
San Xavier Mission School	110	\$270,311	61	\$137,216	152	\$550,550	5	\$5,500	\$2,938	45	\$96,400
Santa Cruz Catholic School	77	\$123,076	48	\$64,831	324	\$1,380,904	1	\$230	\$3,487	176	\$516,021
Satori	17	\$54,267	17	\$29,578	0	\$0	0	\$0	\$2,466	26	\$63,824
Scottsdale Christian Academy	523	\$933,895	387	\$604,489	223	\$1,181,540	3	\$2,250	\$2,396	395	\$889,468
Sedona Sky Academy	0	\$0	0	\$0	0	\$0	0	\$0	\$0	2	\$5,708
Seton Catholic High School	558	\$1,334,119	250	\$410,912	134	\$163,139	2	\$2,736	\$2,024	266	\$632,228
Shearim Torah High School	32	\$109,062	28	\$68,960	42	\$55,823	0	\$0	\$2,293	9	\$26,700
Sheila's Christian Academy "Minds in Motion"	3	\$7,708	3	\$6,469	0	\$0	0	\$0	\$2,363	10	\$19,006
Shepherd of the Desert Lutheran School	137	\$236,753	97	\$129,955	33	\$68,311	1	\$1,971	\$1,631	33	\$47,226
Sierra Academy of Scottsdale	2	\$1,779	1	\$5,000	0	\$0	0	\$0	\$2,260	3	\$1,915
Sonshine Christian School	13	\$15,710	5	\$4,773	2	\$550	0	\$0	\$1,052	22	\$47,015
Sonshine Preschool	0	\$0	0	\$0	0	\$0	1	\$2,271	\$2,271	0	\$0
Southwest Christian School	0	\$0	0	\$0	0	\$0	0	\$0	\$0	58	\$92,436
Southwest Indian School	0	\$0	0	\$0	0	\$0	6	\$15,248	\$2,541	0	\$0
Southwestern Christian School	121	\$177,555	80	\$66,559	47	\$89,468	0	\$0	\$1,345	0	\$0
Spirit of Hope Montessori	2	\$1,615	0	\$0	0	\$0	0	\$0	\$808	0	\$0
Spondeo Montessori	4	\$9,385	2	\$4,084	0	\$0	0	\$0	\$2,245	0	\$0
Ss. Peter and Paul Catholic School	234	\$318,377	136	\$154,615	210	\$283,100	3	\$1,875	\$1,300	340	\$425,269

Table 12
FY 2016 Scholarships by Private School

Private School	Original Individual		Switcher Individual		Low-Income Corporate		Disabled/Displaced Corporate		Total Average Scholarship	Sum of All Future Reserved	
	Number	\$ Amount	Number	\$ Amount	Number	\$ Amount	Number	\$ Amount		Number	\$ Amount
Ss. Simon and Jude School	389	\$494,200	299	\$230,417	385	\$391,499	16	\$32,977	\$1,055	319	\$407,643
St. Agnes Catholic School	186	\$277,196	148	\$100,083	197	\$199,635	0	\$0	\$1,086	83	\$243,584
St. Ambrose School	138	\$187,402	114	\$147,459	288	\$757,725	5	\$9,337	\$2,022	299	\$1,509,134
St. Andrew's Kindergarten	29	\$59,903	33	\$50,917	0	\$0	1	\$750	\$1,771	60	\$105,954
St. Anthony Catholic School	87	\$168,327	70	\$98,759	125	\$138,227	0	\$0	\$1,437	60	\$52,850
St. Anthony of Padua Catholic School	89	\$207,934	69	\$92,633	87	\$230,509	8	\$15,300	\$2,160	144	\$632,258
St. Augustine Catholic High School	239	\$311,684	162	\$166,143	301	\$525,554	22	\$46,356	\$1,450	352	\$711,242
St. Catherine of Sienna Catholic School	177	\$230,922	138	\$84,598	214	\$225,110	0	\$0	\$1,022	39	\$143,939
St. Charles Apache School	65	\$240,662	42	\$101,556	52	\$36,406	0	\$0	\$2,381	78	\$160,950
St. Cyril Catholic School	190	\$330,279	131	\$187,560	127	\$160,742	5	\$11,697	\$1,524	359	\$660,143
St. Dominic Savio Academy	2	\$20,140	0	\$0	0	\$0	2	\$12,000	\$8,035	0	\$0
St. Elizabeth Ann Seton Catholic School	234	\$332,749	153	\$166,841	136	\$277,611	4	\$2,750	\$1,480	338	\$582,770
St. Francis of Assisi School	217	\$173,735	128	\$93,224	235	\$414,127	7	\$13,626	\$1,183	78	\$124,291
St. Francis Xavier Elementary School	340	\$465,321	233	\$284,744	300	\$325,783	0	\$0	\$1,232	266	\$885,095
St. Gregory Catholic School	303	\$240,213	242	\$145,640	372	\$593,743	0	\$0	\$1,068	274	\$305,684
St. Jerome K-8 School	210	\$226,113	181	\$137,930	197	\$167,618	1	\$299	\$903	126	\$329,732
St. John Bosco Catholic School	317	\$441,973	194	\$250,428	98	\$31,785	0	\$0	\$1,189	184	\$404,870
St. John the Evangelist School	91	\$180,943	47	\$103,056	470	\$2,285,296	1	\$750	\$4,220	154	\$809,868
St. John Vianney Catholic School	318	\$279,163	260	\$213,695	415	\$369,278	12	\$19,120	\$877	210	\$271,969
St. John XXIII Catholic School	164	\$294,272	96	\$214,693	31	\$56,964	0	\$0	\$1,945	113	\$199,431
St. Joseph Catholic School	144	\$178,746	118	\$109,667	146	\$303,264	9	\$18,028	\$1,462	189	\$596,574
St. Joseph's Catholic Montessori School	164	\$278,687	96	\$132,415	103	\$55,501	0	\$0	\$1,285	88	\$356,058
St. Louis the King Catholic School	202	\$243,434	160	\$118,504	351	\$508,047	5	\$17,150	\$1,236	199	\$1,246,520
St. Maria Goretti School	3	\$2,465	4	\$17,765	3	\$15	1	\$5,500	\$2,340	0	\$0
St. Mark's Early Childhood Center	8	\$12,098	6	\$4,402	0	\$0	0	\$0	\$1,179	10	\$8,356
St. Mark's Preschool & Kindergarten	15	\$30,700	11	\$8,746	2	\$600	0	\$0	\$1,430	28	\$50,034
St. Mary Basha Catholic Elementary School	358	\$391,056	200	\$185,008	144	\$66,402	1	\$750	\$915	158	\$210,779
St. Mary's High School	769	\$1,182,677	519	\$572,956	890	\$2,059,149	6	\$11,014	\$1,752	225	\$463,289
St. Matthew School	232	\$291,385	127	\$148,871	391	\$515,870	0	\$0	\$1,275	235	\$1,552,233
St. Maximilian Mary Kolbe School	0	\$0	0	\$0	0	\$0	0	\$0	\$0	5	\$3,377
St. Michael Indian School	285	\$252,052	146	\$113,462	168	\$43,423	0	\$0	\$683	185	\$155,730
St. Michael's Parish Day School	187	\$466,472	101	\$229,526	17	\$42,200	1	\$750	\$2,415	40	\$115,870
St. Peter Mission School	131	\$144,503	226	\$166,220	209	\$225,450	0	\$0	\$947	103	\$96,600
St. Peter's Montessori	30	\$85,382	20	\$31,429	0	\$0	0	\$0	\$2,336	0	\$0
St. Theresa Elementary School	180	\$264,729	99	\$171,546	90	\$77,385	2	\$10	\$1,385	90	\$92,300
St. Thomas Aquinas School	293	\$448,770	161	\$204,800	135	\$65,593	0	\$0	\$1,221	185	\$241,747
St. Thomas the Apostle Catholic Pre-School & Kindergarten	1	\$1,176	1	\$2,650	1	\$5,100	0	\$0	\$2,975	4	\$7,513

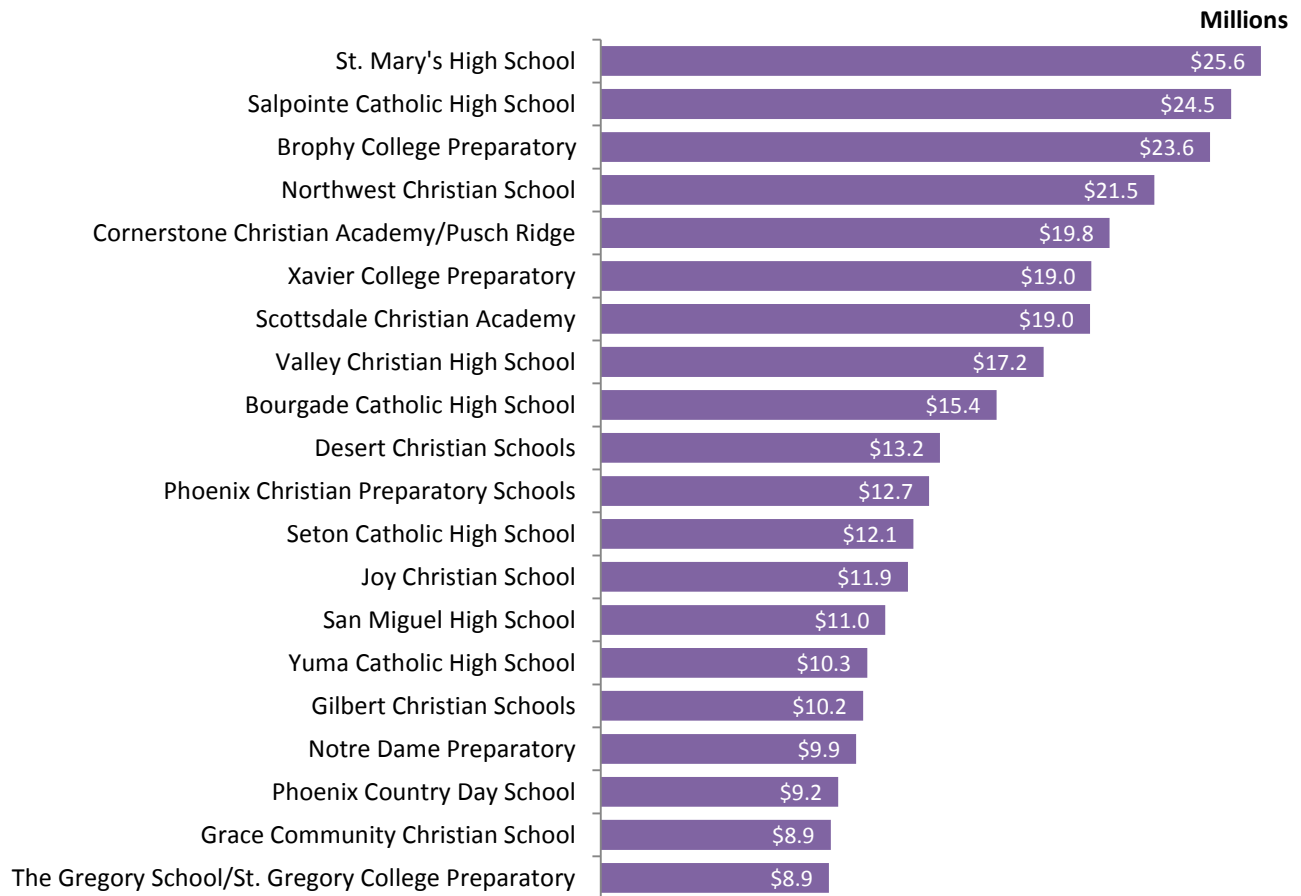
Table 12
FY 2016 Scholarships by Private School

Private School	Original Individual		Switcher Individual		Low-Income Corporate		Disabled/Displaced Corporate		Total Average Scholarship	Sum of All Future Reserved	
	Number	\$ Amount	Number	\$ Amount	Number	\$ Amount	Number	\$ Amount		Number	\$ Amount
St. Thomas the Apostle Catholic School	348	\$434,000	177	\$205,726	116	\$70,797	3	\$510	\$1,104	131	\$207,839
St. Timothy Catholic Academy (Alma School)	0	\$0	0	\$0	30	\$22,450	0	\$0	\$748	31	\$32,600
St. Timothy Catholic School	182	\$304,391	119	\$137,618	72	\$26,897	0	\$0	\$1,257	48	\$87,238
St. Vincent de Paul School	428	\$393,452	314	\$141,030	374	\$149,180	3	\$7,625	\$618	97	\$145,936
Summit School of Ahwatukee	124	\$390,701	62	\$232,417	13	\$17,900	2	\$1,500	\$3,197	208	\$516,976
Sun Valley Indian School	19	\$28,582	12	\$22,018	0	\$0	0	\$0	\$1,632	0	\$0
Sunrise Montessori School	12	\$32,529	11	\$13,839	0	\$0	0	\$0	\$2,016	0	\$0
Tanque Verde Lutheran Preschool/Kindergarten	11	\$27,757	10	\$10,643	0	\$0	0	\$0	\$1,829	12	\$16,158
Tempe Montessori	34	\$59,683	15	\$27,508	8	\$17,200	2	\$800	\$1,783	0	\$0
Tesseract School	34	\$59,501	12	\$21,105	9	\$29,991	0	\$0	\$2,011	12	\$6,625
The Beginning School	7	\$21,076	6	\$15,377	0	\$0	0	\$0	\$2,804	7	\$14,572
The Caepe School	0	\$0	0	\$0	0	\$0	0	\$0	\$0	1	\$463
The Family School	10	\$113,439	9	\$78,527	0	\$0	0	\$0	\$10,103	0	\$0
The French American School of Arizona	13	\$15,752	10	\$10,468	0	\$0	0	\$0	\$1,140	0	\$0
The Goddard School	5	\$11,225	5	\$5,986	0	\$0	0	\$0	\$1,721	3	\$1,905
The Gregory School/St. Gregory College Preparatory	101	\$427,560	60	\$236,785	59	\$294,900	3	\$1,130	\$4,307	91	\$328,013
The IDEA School	26	\$25,336	14	\$16,077	9	\$9,585	5	\$8,791	\$1,107	59	\$153,533
The Jones-Gordon School	23	\$119,466	30	\$107,480	9	\$18,250	29	\$101,672	\$3,812	56	\$169,719
The Learning Lab	2	\$2,151	1	\$953	0	\$0	6	\$5,100	\$912	0	\$0
The Learning Pad	1	\$1,027	8	\$5,598	1	\$3,985	0	\$0	\$1,061	2	\$687
The Orme School	17	\$118,800	5	\$36,282	0	\$0	0	\$0	\$7,049	0	\$0
The Vine Preparatory Academy	4	\$6,130	6	\$6,670	8	\$35,400	0	\$0	\$2,678	0	\$0
Thunderbird Adventist Academy	98	\$163,433	16	\$24,074	15	\$54,347	2	\$3,982	\$1,877	24	\$258,306
Thunderbird Christian Elementary School	54	\$59,233	54	\$31,647	4	\$10,210	1	\$4,950	\$938	38	\$222,612
Torah Day School of Phoenix	251	\$233,622	347	\$549,015	622	\$745,658	14	\$10,441	\$1,247	107	\$317,000
Tri-City Christian Academy	233	\$301,703	157	\$114,493	143	\$317,592	5	\$7,712	\$1,378	237	\$531,729
Trinity Christian School (CV)	0	\$0	0	\$0	2	\$1,000	0	\$0	\$500	0	\$0
Trinity Christian School (M)	20	\$34,850	15	\$10,525	0	\$0	0	\$0	\$1,296	10	\$8,878
Trinity Christian School (P)	414	\$431,844	297	\$191,174	225	\$219,887	4	\$4,392	\$901	270	\$336,803
Trinity Lutheran School	149	\$231,811	81	\$78,683	53	\$66,534	1	\$3,628	\$1,340	132	\$120,556
Trinity United Methodist Kindergarten	7	\$9,974	7	\$3,767	5	\$14,750	1	\$2,271	\$1,538	5	\$54,816
Truly Free School	2	\$6,145	2	\$2,010	0	\$0	0	\$0	\$2,039	0	\$0
Truthful Beginnings	3	\$2,427	0	\$0	0	\$0	0	\$0	\$809	0	\$0
Tucson Baptist Academy	49	\$49,237	37	\$32,496	25	\$27,087	0	\$0	\$980	32	\$23,919
Tucson Community School	12	\$33,590	12	\$17,212	5	\$755	0	\$0	\$1,778	12	\$25,214
Tucson Hebrew Academy	160	\$437,619	90	\$372,940	93	\$317,550	1	\$500	\$3,281	74	\$238,013
Tucson Waldorf School	102	\$204,380	87	\$156,243	75	\$262,001	4	\$5,512	\$2,344	67	\$72,165
UNDECIDED	0	\$0	0	\$0	0	\$0	0	\$0	\$0	16	\$437,591

Table 12
FY 2016 Scholarships by Private School

Private School	Original Individual		Switcher Individual		Low-Income Corporate		Disabled/Displaced Corporate		Total Average Scholarship	Sum of All Future Reserved	
	Number	\$ Amount	Number	\$ Amount	Number	\$ Amount	Number	\$ Amount		Number	\$ Amount
Valley Baptist School	2	\$1,034	7	\$1,367	0	\$0	0	\$0	\$267	1	\$375
Valley Christian High School	345	\$1,036,014	215	\$484,175	116	\$574,100	6	\$12,587	\$3,089	189	\$957,631
Valley Lutheran High School	312	\$344,377	193	\$160,574	44	\$52,065	0	\$0	\$1,015	62	\$151,353
Verde Valley Adventist School	7	\$6,345	1	\$800	0	\$0	0	\$0	\$893	0	\$0
Verde Valley Christian School	121	\$243,018	98	\$119,563	66	\$50,905	1	\$3,941	\$1,460	25	\$86,438
Verde Valley School	6	\$21,511	2	\$8,000	1	\$3,000	0	\$0	\$3,612	4	\$18,000
Veritas Academy of Tucson	102	\$115,112	77	\$86,003	51	\$64,400	0	\$0	\$1,154	89	\$145,842
Veritas Christian Community School	124	\$242,076	84	\$99,450	14	\$18,550	0	\$0	\$1,622	36	\$28,441
Ville de Marie Academy	97	\$164,636	80	\$101,148	27	\$41,500	1	\$2,900	\$1,513	114	\$163,968
Vision Christian Academy	40	\$36,745	28	\$12,630	20	\$6,300	0	\$0	\$633	7	\$4,967
West Valley Christian School	103	\$145,782	71	\$71,259	65	\$152,558	7	\$20,872	\$1,587	90	\$405,033
Western Hills Baptist School	2	\$2,345	0	\$0	0	\$0	0	\$0	\$1,172	0	\$0
White Mountain Christian School	1	\$1,067	0	\$0	0	\$0	0	\$0	\$1,067	0	\$0
White Mountain Montessori School	6	\$8,803	5	\$10,807	0	\$0	0	\$0	\$1,783	0	\$0
Wickenburg Christian Academy (Legacy High)	117	\$160,784	92	\$84,636	43	\$60,262	2	\$7,256	\$1,232	89	\$141,988
Wings on Words	7	\$10,310	2	\$5,848	2	\$800	4	\$4,600	\$1,437	5	\$6,516
Woodbridge Private School	5	\$5,828	5	\$1,675	0	\$0	0	\$0	\$750	2	\$3,841
Word of Life Christian School	6	\$8,884	8	\$3,145	0	\$0	0	\$0	\$859	10	\$5,333
Xavier College Preparatory	742	\$1,704,010	446	\$875,873	394	\$754,538	1	\$10,000	\$2,113	409	\$1,118,016
Yeshiva High School	0	\$0	0	\$0	12	\$25,000	0	\$0	\$2,083	0	\$0
Yeshiva High School of Arizona	20	\$88,614	23	\$37,584	23	\$29,895	0	\$0	\$2,365	7	\$20,700
Young Disciples Christian Academy	10	\$3,821	6	\$2,797	2	\$6,500	0	\$0	\$729	9	\$87,137
Yuma Adventist School	47	\$28,168	12	\$6,007	18	\$25,159	0	\$0	\$771	1	\$7,578
Yuma Catholic High School	208	\$363,535	175	\$196,019	342	\$1,939,917	9	\$17,836	\$3,430	225	\$591,116
Yuma Lutheran School	199	\$310,406	162	\$165,972	97	\$249,622	20	\$60,680	\$1,646	114	\$130,912
TOTALS	31,578	\$54,433,866	20,964	\$28,523,502	20,077	\$43,465,758	936	\$4,395,388	\$1,779	24,271	\$68,930,000

Top 20 Private Schools by Estimated Total Scholarships Since 1998



Estimated Total Scholarships Received by Private Schools Since 1998

Table 13 (pg. 60), lists every private school that has received scholarship revenue from the private school tuition organization income tax credit programs and the estimated amounts received from all four programs since 1998. Over 600 private schools are on this list which does include schools that are no longer in operation. School name changes and merging of schools has been incorporated when the information has been provided by the STOs. These scholarship amounts are estimated for two reasons. For the first several years of the private school tuition organization tax credit program (original individual only), there was no requirement for the STOs to report. Although some did report at ADOR request, some did not or only reported partially. Therefore, the early year figures are incomplete. Secondly, the reporting period changed from calendar year to fiscal year, beginning with FY2011. The amount of scholarships by school that were duplicated in the CY2010 and FY2011 numbers was estimated.

For additional information or questions, contact Karen Jacobs/Caitlin Wooten at the Arizona Department of Revenue at 602-716-6923 or 602-716-6072.

Table 13
Estimated Total Scholarships by Private School CY1998 - FY2016

Private School	Original Individual	Switcher Individual	Low-Income Corporate	Disabled/Displaced Corporate	Total Scholarships
2nd Street Children's School	\$316,432	\$39,510	\$29,370	\$0	\$385,313
91st Psalm Christian School	\$1,080,123	\$115,755	\$917,605	\$19,959	\$2,133,442
A Child's View	\$5,676	\$0	\$0	\$0	\$5,676
Abbie Loveland Tuller	\$886,275	\$36,780	\$453,931	\$142,531	\$1,519,516
Abiding Savior School	\$140,275	\$0	\$0	\$0	\$140,275
Academy of Destiny	\$17,881	\$0	\$0	\$0	\$17,881
ACCEL (Latch School)	\$575,074	\$54,843	\$32,600	\$114,223	\$776,741
Ace Academy	\$20,825	\$3,581	\$14,835	\$1,500	\$40,742
ACES (Austin Centers for Exceptional Students)	\$31,449	\$5,225	\$0	\$0	\$36,674
Adobe Adventist Christian School	\$184,321	\$8,700	\$0	\$0	\$193,021
Adobe Montessori	\$14,172	\$0	\$0	\$0	\$14,172
Agape Youth Ranch Academy	\$4,794	\$0	\$0	\$0	\$4,794
Ahwatukee Foothills Montessori	\$261,977	\$70,514	\$550	\$0	\$333,040
Ajo Calvary Christian Academy	\$11,291	\$1,489	\$0	\$0	\$12,780
Aldea Montessori	\$453,039	\$42,722	\$9,200	\$0	\$504,961
Aleph Bet Kindergarten	\$305,838	\$261,901	\$52,200	\$0	\$619,939
Alethia Academy	\$174,678	\$0	\$0	\$0	\$174,678
Al-Huda School	\$662,426	\$108,667	\$0	\$0	\$771,093
All Saints Catholic School (Our Lady Of The Mountains)	\$2,172,800	\$225,537	\$408,914	\$0	\$2,807,251
All Saints' Episcopal Day School	\$4,479,824	\$464,031	\$2,503,084	\$0	\$7,446,939
Alpha Omega Academy	\$20,043	\$0	\$0	\$0	\$20,043
Ambassador Christian Academy	\$116,855	\$46,705	\$7,000	\$100	\$170,661
American Christian Academy	\$3,420	\$0	\$0	\$0	\$3,420
American Family Education	\$24,127	\$13,991	\$0	\$0	\$38,118
American Indian Christian School	\$1,596,922	\$109,579	\$3,700	\$0	\$1,710,201
Anderson Adventist Elementary School	\$4,593	\$0	\$0	\$0	\$4,593
Angels in Autism (AZ Behavior & Autism)	\$24,257	\$13,717	\$630	\$54,080	\$92,684
Annunciation Catholic School	\$984,110	\$332,218	\$78,245	\$12,150	\$1,406,723
Apache Baptist Academy	\$62,088	\$11,460	\$7,467	\$58	\$81,074
Apache Kids Academy	\$9,503	\$874	\$0	\$0	\$10,377
Apostolic Faith Center Christian	\$101,168	\$11,100	\$162,326	\$0	\$274,594
Arcadia Christian School	\$126,164	\$0	\$0	\$0	\$126,164
Arcadia Montessori	\$159,735	\$69,851	\$0	\$0	\$229,586
Arizona Center for Autism	\$0	\$0	\$20,000	\$0	\$20,000

Table 13
Estimated Total Scholarships by Private School CY1998 - FY2016

Private School	Original Individual	Switcher Individual	Low-Income Corporate	Disabled/Displaced Corporate	Total Scholarships
Arizona Community Childhood Academy	\$14,203	\$0	\$0	\$0	\$14,203
Arizona Cultural Academy	\$2,844,775	\$577,433	\$861,195	\$0	\$4,283,403
Arizona International Academy	\$426,412	\$57,824	\$0	\$0	\$484,236
Arizona Language Preparatory	\$40,310	\$12,941	\$11,260	\$0	\$64,511
Arizona Lutheran Academy	\$4,439,615	\$318,261	\$201,859	\$8,132	\$4,967,867
Armstrong Academy	\$214,067	\$0	\$0	\$0	\$214,067
Arrowhead Christian Academy	\$2,024,556	\$198,167	\$473,553	\$43,131	\$2,739,407
Arrowhead Montessori School	\$48,880	\$19,333	\$5,580	\$5,226	\$79,019
ASCEND	\$18,500	\$0	\$3,500	\$18,000	\$40,000
Ascension Lutheran School	\$1,281,291	\$44,736	\$3,510	\$6,130	\$1,335,668
Atonement Lutheran School	\$1,585,245	\$178,874	\$129,025	\$0	\$1,893,144
Augustana Academy	\$7,043	\$4,900	\$0	\$0	\$11,943
Autism Academy for Education & Development	\$60,728	\$34,265	\$61,210	\$816,503	\$972,706
Avondale Montessori	\$3,668	\$0	\$0	\$0	\$3,668
Awakening Seed School	\$1,005,512	\$121,319	\$13,400	\$12,955	\$1,153,186
AZ Assist Academy	\$1,892	\$0	\$0	\$3,859	\$5,750
AZ Aspire Academy	\$3,355	\$2,784	\$900	\$15,902	\$22,941
Back to Basics Christian School	\$892	\$0	\$0	\$0	\$892
Banner Children's Academy	\$28,973	\$6,995	\$0	\$12,773	\$48,741
Barness Family Jewish Community Center Day School	\$465,164	\$0	\$0	\$0	\$465,164
Bayer Private School	\$57,629	\$38,094	\$6,305	\$0	\$102,028
Beautiful Savior Academy	\$341,203	\$13,861	\$1,600	\$0	\$356,663
Begin to Dream Christian Academy	\$450	\$0	\$0	\$0	\$450
Bella Vista College Preparatory School	\$356,020	\$79,642	\$128,300	\$14,565	\$578,527
Berean Christian Academy	\$141,146	\$0	\$0	\$0	\$141,146
Beth El Center for Early Childhood Education Kindergarten	\$119,138	\$0	\$0	\$0	\$119,138
Bethany Christian School	\$5,837,587	\$679,831	\$377,471	\$16,933	\$6,911,822
Big Dreams Preschool & Kindergarten	\$2,177	\$1,571	\$0	\$0	\$3,748
Bios Christian Academy	\$1,317,878	\$90,191	\$131,354	\$45,737	\$1,585,160
Black Mountain Science Academy	\$94,520	\$32,192	\$0	\$0	\$126,712
Blessed Sacrament Kindergarten	\$545,127	\$40,914	\$11,390	\$1,854	\$599,285
Beyond Autism	\$1,289	\$0	\$0	\$42,780	\$44,069
Bourgade Catholic High School	\$10,758,053	\$1,144,411	\$3,317,281	\$135,652	\$15,355,396
Boys Hope/Girls Hope	\$13,551	\$0	\$0	\$0	\$13,551

Table 13
Estimated Total Scholarships by Private School CY1998 - FY2016

Private School	Original Individual	Switcher Individual	Low-Income Corporate	Disabled/Displaced Corporate	Total Scholarships
Breakthrough Academy	\$34,381	\$27,040	\$0	\$30,322	\$91,743
Bridges Preschool & Kindergarten	\$5,609	\$1,790	\$500	\$0	\$7,899
Bridges Preschool & Kindergarten	\$8,430	\$0	\$0	\$0	\$8,430
Brightmont Academy	\$36,271	\$13,353	\$6,500	\$10,944	\$67,067
Brophy College Preparatory	\$17,687,180	\$895,104	\$5,040,049	\$21,203	\$23,643,536
Brophy Loyola Academy	\$103,350	\$1,491,294	\$1,468,050	\$0	\$3,062,694
Brown Road Christian Academy	\$7,322	\$0	\$0	\$0	\$7,322
Calvary Baptist School	\$287,516	\$29,843	\$106,060	\$5,270	\$428,689
Calvary Central Christian Academy	\$19,884	\$4,823	\$0	\$0	\$24,707
Calvary Chapel Christian School	\$2,164,969	\$389,437	\$454,802	\$3,505	\$3,012,714
Calvary Christian Academy	\$2,365,678	\$311,113	\$277,284	\$0	\$2,954,076
Calvary Christian Academy	\$364,367	\$0	\$0	\$0	\$364,367
Calvary Christian School	\$370,064	\$16,733	\$90,540	\$0	\$477,337
Calvary Shadows Assembly of God	\$7,136	\$6,125	\$3,550	\$3,525	\$20,336
Camelback Christian School	\$144,812	\$31,676	\$0	\$5	\$176,493
Camelback Desert School	\$244,888	\$22,511	\$1,850	\$3,500	\$272,749
Camp Verde United Christian School	\$1,576,120	\$190,995	\$81,940	\$10,515	\$1,859,570
Canyon State Academy	\$13,523	\$0	\$0	\$0	\$13,523
Carden Christian Academy Central	\$402,633	\$34,677	\$112,042	\$21,271	\$570,623
Carden of the Peaks	\$51,510	\$0	\$0	\$0	\$51,510
Casa del Nino Bilingual Montessori School	\$28,115	\$26,605	\$15,950	\$0	\$70,670
Casa Ninos School of Montessori	\$36,271	\$8,398	\$6,250	\$0	\$50,920
Casas Adobe Christian School	\$36,103	\$0	\$0	\$0	\$36,103
Casas Christian School	\$6,754,962	\$572,957	\$432,245	\$61,346	\$7,821,510
Castlehill Country Day School	\$1,218,171	\$161,901	\$13,580	\$700	\$1,394,352
Cathedral Christian Academy	\$723,275	\$0	\$0	\$0	\$723,275
Cathedral of Praise Christian School	\$36,270	\$0	\$10,780	\$0	\$47,050
Cave Creek Montessori	\$258,321	\$136,969	\$0	\$0	\$395,290
Cedar Tree Montessori	\$0	\$50	\$11,524	\$1,975	\$13,549
Central Christian Academy	\$128,978	\$0	\$0	\$0	\$128,978
Chandler Christian Academy	\$2,248,666	\$350,695	\$90,452	\$0	\$2,689,813
Chandler Christian School	\$0	\$0	\$187,822	\$3,515	\$191,337
Chaparral Christian Preschool & Kindergarten	\$199,980	\$31,077	\$2,035	\$0	\$233,092
Chapel Haven West	\$57,257	\$2,880	\$0	\$26,997	\$87,134

Table 13
Estimated Total Scholarships by Private School CY1998 - FY2016

Private School	Original Individual	Switcher Individual	Low-Income Corporate	Disabled/Displaced Corporate	Total Scholarships
Cheder Lubavitch	\$185,082	\$108,443	\$17,656	\$0	\$311,181
Chinle Adventist Elementary	\$7,415	\$0	\$0	\$0	\$7,415
Christ Church School	\$485,018	\$117,367	\$16,177	\$0	\$618,561
Christ Lutheran School	\$5,487,350	\$908,235	\$135,977	\$4,979	\$6,536,541
Christ the King Academy	\$94,099	\$9,248	\$1,763	\$0	\$105,110
Christ the King Catholic School	\$3,272,117	\$284,291	\$330,103	\$12,143	\$3,898,655
Christ the Redeemer Lutheran School	\$722,786	\$0	\$18,880	\$0	\$741,666
Christian Academy of Prescott	\$2,064,586	\$284,338	\$256,141	\$84,822	\$2,689,887
Christian Challenge Academy	\$2,314	\$0	\$0	\$0	\$2,314
Christ's Community Christian Academy	\$165,828	\$0	\$0	\$0	\$165,828
Christ's Greenfield Lutheran School	\$4,348,362	\$520,481	\$186,868	\$5	\$5,055,715
Chrysalis Academy	\$129,720	\$37,018	\$411	\$186,744	\$353,893
Clear View Academy	\$26,895	\$14,879	\$6,546	\$0	\$48,320
Cochise SDA Christian School	\$1,009	\$4,000	\$19,125	\$21,805	\$45,940
Colossal Cave Learning Center	\$600	\$0	\$0	\$0	\$600
Community Christian School	\$10,335	\$0	\$0	\$0	\$10,335
Community Montessori	\$204,010	\$31,348	\$0	\$0	\$235,358
Concordia Lutheran Schools	\$156,346	\$0	\$0	\$0	\$156,346
Congregation Anshei Israel Preschool & Kindergarten	\$114,136	\$62,389	\$31,088	\$0	\$207,613
Copper Canyon Academy	\$2,257	\$0	\$0	\$0	\$2,257
Copper Canyon Christian School	\$42,452	\$0	\$0	\$0	\$42,452
Cornerstone Christian Academy	\$720	\$0	\$0	\$0	\$720
Cornerstone Christian Academy	\$139,565	\$0	\$0	\$0	\$139,565
Cornerstone Christian Academy	\$1,000	\$0	\$0	\$0	\$1,000
Cornerstone Christian Academy/Pusch Ridge	\$16,690,359	\$2,009,947	\$1,022,155	\$28,769	\$19,751,230
Cornerstone Christian School	\$144,033	\$0	\$0	\$0	\$144,033
Cornerstone Kidz	\$106,926	\$8,324	\$1,500	\$0	\$116,750
Covenant Child Care Center	\$5,434	\$4,069	\$0	\$0	\$9,503
Covenant Christian School	\$20,714	\$0	\$0	\$0	\$20,714
Covenant of Faith School	\$3,055	\$0	\$0	\$0	\$3,055
Creative Bridges Cooperative Preschool	\$0	\$0	\$0	\$1,710	\$1,710
Creative Castle Preschool & Kindergarten	\$101,804	\$39,686	\$3,500	\$0	\$144,990
Creo School	\$127,674	\$76,611	\$63,620	\$0	\$267,905
Cross of Glory Lutheran Elementary School	\$497,452	\$99,948	\$45,622	\$17,032	\$660,054

Table 13
Estimated Total Scholarships by Private School CY1998 - FY2016

Private School	Original Individual	Switcher Individual	Low-Income Corporate	Disabled/Displaced Corporate	Total Scholarships
Cross Roads Preschool & Kindergarten	\$18,842	\$0	\$0	\$0	\$18,842
Crossroads Christians Academy	\$5,146	\$0	\$0	\$0	\$5,146
Crossroads Community School (Hope Christian Academy)	\$2,222,856	\$308,464	\$29,277	\$5,387	\$2,565,984
David Ricardo School	\$11,060	\$0	\$0	\$0	\$11,060
Dayspring Kindergarten	\$945,326	\$71,304	\$4,895	\$500	\$1,022,025
Desert Christian Schools	\$10,144,473	\$829,349	\$1,877,886	\$314,919	\$13,166,627
Desert Garden Montessori	\$1,542,478	\$323,438	\$210,936	\$29,590	\$2,106,442
Desert Hills Christian Academy	\$6,703	\$0	\$0	\$0	\$6,703
Desert Jewish Academy	\$286,226	\$152,907	\$24,241	\$11,197	\$474,572
Desert Life Academy	\$1,463	\$0	\$0	\$0	\$1,463
Desert Marigold School	\$44,611	\$0	\$0	\$0	\$44,611
Desert Montessori	\$17,652	\$0	\$0	\$0	\$17,652
Desert Quest Private School	\$13,895	\$0	\$1,505	\$2,000	\$17,400
Desert Shadows Montessori	\$101,336	\$15,600	\$3,284	\$0	\$120,220
Desert Sky Montessori	\$21,643	\$5,371	\$9,900	\$6,550	\$43,464
Desert Springs Christian Kindergarten	\$238,640	\$0	\$0	\$0	\$238,640
Desert Sun Child Development Center	\$539,026	\$65,695	\$10,900	\$505	\$616,126
Desert Valley Christian School	\$326,528	\$15,345	\$22,368	\$0	\$364,242
Desert View Learning Center	\$1,444,439	\$243,157	\$7,460	\$0	\$1,695,056
Desert Voices Oral Learning Center	\$587,744	\$101,410	\$0	\$25,500	\$714,654
Desert Willow Educational Services	\$11,746	\$0	\$0	\$0	\$11,746
Dobson Montessori School	\$1,122,284	\$93,123	\$96,766	\$20,642	\$1,332,814
Dove Christian School	\$285,598	\$0	\$875	\$0	\$286,473
Downtown Community School	\$3,085	\$2,183	\$0	\$0	\$5,268
Dynamite Montessori School	\$511,130	\$121,068	\$0	\$4,728	\$636,926
Early Light Academy	\$4,900	\$0	\$0	\$0	\$4,900
East Fork Lutheran School	\$518,952	\$53,340	\$0	\$0	\$572,292
East Valley Adventist Education Program	\$225	\$0	\$2,653	\$0	\$2,878
East Valley Christian Academy	\$23,610	\$0	\$0	\$0	\$23,610
East Valley Jewish Day School	\$346,214	\$670	\$54,803	\$5,266	\$406,953
Eastside Christian School	\$1,665	\$0	\$0	\$0	\$1,665
Educational Special Needs Services	\$1,560	\$0	\$0	\$0	\$1,560
El Dorado Private School	\$300,734	\$57,276	\$22,844	\$12,265	\$393,119
Emmanuel Christian Academy	\$491,429	\$93,509	\$95,079	\$3,837	\$683,854

Table 13
Estimated Total Scholarships by Private School CY1998 - FY2016

Private School	Original Individual	Switcher Individual	Low-Income Corporate	Disabled/Displaced Corporate	Total Scholarships
Emmanuel Lutheran School	\$1,642,351	\$130,920	\$36,620	\$0	\$1,809,891
Emmaus Lutheran School	\$855,328	\$53,103	\$12,146	\$50	\$920,627
Enchanted Desert School	\$591,497	\$0	\$0	\$0	\$591,497
Enrichment Academy	\$1,301	\$0	\$150	\$0	\$1,451
Esther B Feldman Kindergarten	\$1,956	\$0	\$0	\$0	\$1,956
Ethos School	\$101,172	\$0	\$0	\$20,570	\$121,742
Experimental Schools Corp of AZ	\$7,794	\$0	\$0	\$0	\$7,794
Faith Baptist School	\$1,078	\$0	\$0	\$0	\$1,078
Faith Christian Academy	\$40,876	\$5,950	\$47,162	\$0	\$93,988
Faith Christian Academy	\$76,186	\$9,110	\$32,535	\$0	\$117,831
Faith Christian Academy	\$4,388	\$0	\$0	\$0	\$4,388
Faith Christian School	\$1,075,455	\$141,427	\$65,591	\$33,301	\$1,315,774
Faith Community Academy	\$1,047,946	\$113,404	\$244,400	\$10,947	\$1,416,697
Faith Life Christian Academy	\$450	\$0	\$0	\$0	\$450
Faith Lutheran School	\$149,878	\$33,360	\$36,020	\$500	\$219,758
Faith Lutheran School	\$1,002,857	\$44,124	\$40,134	\$2,000	\$1,089,115
Family Life Academy	\$1,501,411	\$113,596	\$149,665	\$3,250	\$1,767,922
Family of Christ Learning Center	\$141,812	\$38,255	\$0	\$0	\$180,067
Family of God Lutheran School	\$70,557	\$0	\$9,009	\$0	\$79,566
Father's Heart Christian School	\$1,000	\$0	\$0	\$0	\$1,000
Fellowship Child Development Center	\$63,080	\$0	\$0	\$0	\$63,080
Fenster School	\$900	\$0	\$0	\$21,260	\$22,160
Firm Foundation Christian School	\$189,254	\$0	\$11,789	\$0	\$201,043
First Baptist Christian Academy	\$1,090,556	\$143,902	\$22,802	\$0	\$1,257,260
First Baptist Christian Academy	\$5,093	\$0	\$0	\$0	\$5,093
First Baptist Christian School	\$47,980	\$0	\$0	\$0	\$47,980
First Baptist of Mesa Christian Academy	\$12,367	\$0	\$0	\$0	\$12,367
First Southern Christian School	\$1,144,090	\$50,351	\$96,727	\$4,671	\$1,295,839
Flagstaff Adventist School	\$462,015	\$0	\$0	\$10,619	\$472,634
Flagstaff Community Christian School	\$905,517	\$236,336	\$1,964,189	\$10,538	\$3,116,580
Florence Baptist Academy	\$25,973	\$3,340	\$4,000	\$0	\$33,312
Foundation for Blind Children	\$677,946	\$185,731	\$5,000	\$460,157	\$1,328,834
Founders Classical Academy	\$3,000	\$0	\$0	\$0	\$3,000
Fountain of Life Lutheran School	\$1,702,094	\$18,798	\$9,175	\$0	\$1,730,067

Table 13
Estimated Total Scholarships by Private School CY1998 - FY2016

Private School	Original Individual	Switcher Individual	Low-Income Corporate	Disabled/Displaced Corporate	Total Scholarships
Fourteen Six Christian Academy	\$8,940	\$1,592	\$0	\$0	\$10,532
Freedom Christian Academy	\$619,950	\$108,932	\$895,121	\$68,272	\$1,692,275
Freedom Christian School	\$35,600	\$1,647	\$0	\$0	\$37,247
Friendship Christian School	\$15,848	\$0	\$0	\$0	\$15,848
Full Gospel Christian Academy	\$4,474	\$0	\$0	\$0	\$4,474
Gan Yeladim	\$13,000	\$0	\$0	\$0	\$13,000
Gary K. Herberger Young Scholar's Academy	\$197,110	\$65,548	\$64,202	\$3,973	\$330,832
Gateway Academy	\$63,873	\$4,262	\$300	\$68,129	\$136,563
Gateway Baptist Academy	\$358,099	\$52,902	\$77,324	\$0	\$488,326
Gateway Baptist Academy	\$18,460	\$0	\$0	\$0	\$18,460
Gateway Bible Church Christian Training Center	\$6,703	\$0	\$0	\$0	\$6,703
Gateway Fellowship Preschool & Kindergarten	\$11,225	\$0	\$0	\$0	\$11,225
Gateway Independent School	\$110,885	\$0	\$0	\$0	\$110,885
Gateways School	\$16,063	\$0	\$0	\$0	\$16,063
Gethsemane Lutheran School	\$2,552,509	\$332,137	\$38,195	\$500	\$2,923,340
Gila Mountain Christian Academy	\$8,680	\$0	\$0	\$0	\$8,680
Gilbert Christian Schools	\$7,491,454	\$1,813,987	\$830,162	\$42,493	\$10,178,096
Gilson Wash Baptist Academy	\$44,388	\$0	\$0	\$0	\$44,388
Glendale Christian Academy	\$1,068,970	\$50,412	\$311,080	\$0	\$1,430,462
Glenview Adventist Academy	\$684,455	\$47,041	\$173,878	\$0	\$905,374
God's Garden Child Development Center	\$3,446	\$0	\$0	\$0	\$3,446
God's World	\$870	\$0	\$0	\$0	\$870
Golf Links Christian School	\$25,564	\$0	\$0	\$0	\$25,564
Good Earth Montessori	\$7,348	\$1,221	\$0	\$0	\$8,569
Good Shepherd Lutheran School	\$120,574	\$0	\$0	\$0	\$120,574
Good Steps Christian Academy	\$5,303	\$0	\$0	\$0	\$5,303
Gospel Light Christian Academy	\$5,235	\$0	\$1,325	\$0	\$6,560
Gospel Outreach Christian School	\$4,071	\$2,202	\$0	\$0	\$6,272
Grace Christian Academy	\$65,604	\$7,704	\$0	\$0	\$73,309
Grace Christian School	\$63,527	\$0	\$0	\$0	\$63,527
Grace Community Christian School	\$8,292,439	\$409,851	\$217,137	\$3,828	\$8,923,255
Grace Fellowship Academy	\$791,845	\$120,487	\$388,624	\$566	\$1,301,522
Grace Garden Christian Preschool	\$0	\$20	\$0	\$0	\$20
Grace Lutheran School	\$1,481,260	\$121,018	\$24,556	\$14,811	\$1,641,645

Table 13
Estimated Total Scholarships by Private School CY1998 - FY2016

Private School	Original Individual	Switcher Individual	Low-Income Corporate	Disabled/Displaced Corporate	Total Scholarships
GracePointe Christian Academy (Chapel in the Hills)	\$364,637	\$28,186	\$92,337	\$505	\$485,664
Graysmark Academy	\$24,367	\$117	\$6,000	\$41,152	\$71,636
Green Fields Country Day School	\$3,386,011	\$437,434	\$795,705	\$16,700	\$4,635,850
Guiding Light Christian Educational Center (GLCP)	\$92,206	\$27,104	\$122,869	\$500	\$242,679
Guiding Light Christian School	\$339,702	\$0	\$0	\$0	\$339,702
Hand in Hand Christian School	\$75,852	\$12,636	\$15,472	\$0	\$103,960
Happy Trails	\$40,133	\$0	\$5,234	\$0	\$45,367
Harvest Christian Academy	\$91,237	\$0	\$0	\$0	\$91,237
Harvest Kidz School	\$13,951	\$4,201	\$0	\$0	\$18,153
Heritage Christian Academy	\$1,463,449	\$5,563	\$16,485	\$0	\$1,485,497
Heritage Montessori	\$91,332	\$32,387	\$0	\$0	\$123,719
Hermosa Montessori	\$88,619	\$0	\$0	\$0	\$88,619
Highland Free School	\$70,908	\$0	\$0	\$0	\$70,908
Holbrook Adventist Indian School	\$171,909	\$3,304	\$0	\$0	\$175,213
Holy Angels School	\$984,962	\$0	\$100,000	\$0	\$1,084,962
Holy Cross Evangelical Lutheran School	\$68,355	\$2,459	\$500	\$0	\$71,314
Holy Trinity Academy	\$295,188	\$29,666	\$1,000	\$0	\$325,853
Hopi Mission School	\$2,388,988	\$195,457	\$116,216	\$0	\$2,700,661
Howard S. Gray Education Program	\$85,527	\$3,611	\$100	\$100	\$89,338
Imago Dei Middle School	\$2,084,719	\$382,915	\$1,984,420	\$0	\$4,452,054
Immaculate Conception School	\$1,330,420	\$150,506	\$852,084	\$20,405	\$2,353,415
Immaculate Heart Academy	\$627,796	\$236,140	\$333,809	\$19,625	\$1,217,370
Immaculate Heart High School	\$3,156,366	\$145,789	\$539,217	\$34,856	\$3,876,227
Immaculate Heart Preparatory School (K-8)	\$93,383	\$10,951	\$20,170	\$0	\$124,504
Inspire International Preschool	\$0	\$0	\$2,700	\$0	\$2,700
Inspire Kids Montessori	\$42,241	\$13,197	\$0	\$0	\$55,438
Intermountain Academy	\$25,100	\$16,700	\$408,700	\$1,088,867	\$1,539,367
International Christian Academy Online	\$8,044	\$0	\$0	\$0	\$8,044
International School for Peace	\$14,095	\$1,177	\$0	\$0	\$15,272
International School of Arizona	\$667,391	\$120,772	\$82,101	\$0	\$870,264
International School of Tucson	\$779,580	\$178,169	\$547,061	\$15,098	\$1,519,908
Ironwood Hill School	\$1,781	\$0	\$0	\$10,271	\$12,052
Jess Schwartz College Preparatory	\$2,984,869	\$0	\$19,000	\$0	\$3,003,869
Joanne Todd Christian School	\$410,609	\$70,988	\$2,740	\$0	\$484,337

Table 13
Estimated Total Scholarships by Private School CY1998 - FY2016

Private School	Original Individual	Switcher Individual	Low-Income Corporate	Disabled/Displaced Corporate	Total Scholarships
Journeys Academy	\$9,900	\$0	\$10,000	\$0	\$19,900
Joy Christian School	\$7,698,675	\$799,716	\$3,322,326	\$99,240	\$11,919,957
Joyful Beginnings Academy	\$366,276	\$62,434	\$900	\$0	\$429,610
Kachina Country Day School	\$6,725	\$0	\$9,500	\$7,050	\$23,275
KASL Academy for Deaf and Hard of Hearing	\$4,690	\$6,090	\$16,800	\$51,000	\$78,580
Keystone Montessori Kingdom	\$268,868	\$0	\$0	\$0	\$268,868
Khalsa Montessori	\$20,544	\$0	\$0	\$0	\$20,544
Khalsa Montessori	\$99,487	\$0	\$0	\$0	\$99,487
Kids' Discovery Club Christian Kindergarten	\$17,076	\$0	\$0	\$0	\$17,076
Kimber Academy	\$136,576	\$74,984	\$6,000	\$1,500	\$219,060
King David School	\$2,994,954	\$0	\$22,319	\$0	\$3,017,273
Kingdom Preparatory Academy	\$644	\$260	\$180,340	\$0	\$181,244
Kingman Adventist Christian School	\$96,992	\$0	\$0	\$0	\$96,992
King's Academy	\$4,000	\$0	\$0	\$0	\$4,000
Kino Learning Center	\$845,154	\$96,081	\$179,404	\$85,764	\$1,206,404
Kyrene del Norte	\$540	\$0	\$0	\$0	\$540
La Paz Montessori	\$540	\$535	\$0	\$0	\$1,075
La Tierra Community School	\$25,445	\$0	\$0	\$0	\$25,445
Lamad Preparatory Academy	\$2,955	\$0	\$0	\$0	\$2,955
Lamb's Gate Christian School	\$538,115	\$26,119	\$17,498	\$6,665	\$588,397
Lambs of God School	\$10,213	\$0	\$0	\$0	\$10,213
Lauren's Institute for Education School (LIFE)	\$340,559	\$72,047	\$642,610	\$3,227,230	\$4,282,446
Learning Unlimited	\$0	\$0	\$4,000	\$6,000	\$10,000
Legacy Classical Christian Academy	\$350,352	\$0	\$0	\$0	\$350,352
Lestonnac School	\$88,461	\$0	\$0	\$0	\$88,461
Lexington Academy	\$73,609	\$0	\$0	\$0	\$73,609
Lexington Life Academy	\$0	\$0	\$93,600	\$54,836	\$148,436
Lexis Preparatory School	\$415,548	\$207,999	\$79,501	\$173,289	\$876,337
Liberty Christian Academy (formerly Bethany)	\$99,564	\$0	\$16,601	\$2,000	\$118,165
Life Academy	\$5,899	\$0	\$4,600	\$0	\$10,499
Life Christian Academy	\$72,244	\$28,402	\$5,420	\$0	\$106,066
Life Development Institute	\$218,236	\$49,707	\$19,200	\$35,410	\$322,553
Light and Life Elementary School	\$345,718	\$0	\$0	\$0	\$345,718
Lighthouse Academy	\$49,140	\$0	\$0	\$0	\$49,140

Table 13
Estimated Total Scholarships by Private School CY1998 - FY2016

Private School	Original Individual	Switcher Individual	Low-Income Corporate	Disabled/Displaced Corporate	Total Scholarships
Little Angels Montessori School	\$930	\$0	\$0	\$0	\$930
Little Palms School	\$12,576	\$174	\$0	\$0	\$12,750
Logos Christian Academy	\$188,666	\$39,161	\$372,927	\$0	\$600,753
Loretto Catholic School	\$1,450,372	\$180,402	\$1,513,121	\$0	\$3,143,895
Lourdes Catholic School	\$1,539,208	\$127,316	\$541,961	\$1,020	\$2,209,505
Magical Journey Learning Center	\$144,876	\$98,392	\$5	\$750	\$244,023
Maranatha Christian Academy	\$14,869	\$93	\$3,399	\$0	\$18,361
Maricopa Village Christian School	\$52,248	\$4,394	\$0	\$0	\$56,642
Marina Montessori	\$465	\$0	\$0	\$0	\$465
Martin Luther Lutheran School	\$1,233,008	\$0	\$0	\$0	\$1,233,008
Mesa Christian Academy	\$84,137	\$17,661	\$23,125	\$0	\$124,923
Mesa Montessori	\$82,864	\$28,412	\$80	\$0	\$111,356
Messiah Lutheran Open Arms	\$88,363	\$0	\$0	\$0	\$88,363
Millennium Worldwide Academy	\$133,605	\$0	\$187,236	\$0	\$320,841
Mis Manos Montessorri School	\$3,216	\$0	\$0	\$0	\$3,216
Mission Christian School	\$494,561	\$0	\$221,699	\$0	\$716,260
Mission Montessori	\$164,546	\$0	\$0	\$0	\$164,546
Mission View Academy	\$1,367	\$0	\$0	\$0	\$1,367
Montessori 2000	\$7,173	\$0	\$0	\$0	\$7,173
Montessori Center School	\$550,613	\$77,230	\$10,500	\$0	\$638,343
Montessori Centre Main	\$139,381	\$0	\$0	\$0	\$139,381
Montessori Centre North	\$78,438	\$0	\$0	\$0	\$78,438
Montessori Children's Home	\$290,345	\$0	\$0	\$0	\$290,345
Montessori Christian Academy	\$186,337	\$31,810	\$0	\$5,582	\$223,729
Montessori Day School	\$147,040	\$0	\$0	\$0	\$147,040
Montessori Educare Academy	\$140,174	\$4,870	\$0	\$0	\$145,044
Montessori Education Center	\$14,885	\$0	\$0	\$0	\$14,885
Montessori in the Park	\$527,960	\$17,010	\$0	\$5	\$544,975
Montessori International School	\$998,505	\$130,698	\$503,882	\$39,716	\$1,672,801
Montessori Kingdom of Learning	\$1,507,531	\$20,363	\$11,331	\$0	\$1,539,225
Montessori Learning Center	\$71,620	\$9,740	\$0	\$0	\$81,360
Montessori Matters	\$70,715	\$41,910	\$0	\$0	\$112,625
Montessori of Surprise	\$34,060	\$14,252	\$3,544	\$0	\$51,856
Montessori Preparatory Academy	\$30,627	\$3,100	\$0	\$250	\$33,977

Table 13
Estimated Total Scholarships by Private School CY1998 - FY2016

Private School	Original Individual	Switcher Individual	Low-Income Corporate	Disabled/Displaced Corporate	Total Scholarships
Montessori Schoolhouse Charter	\$38,633	\$0	\$0	\$0	\$38,633
Montessori West Preparatory	\$259,970	\$31,771	\$0	\$0	\$291,741
Montezuma Indian School	\$6,333	\$0	\$0	\$0	\$6,333
Morning Glory Montessori	\$31,535	\$0	\$0	\$0	\$31,535
Most Holy Trinity Catholic School	\$2,527,691	\$205,168	\$1,229,757	\$4,628	\$3,967,244
Mount Calvary Lutheran School	\$553,950	\$34,611	\$71,709	\$0	\$660,270
Mountain Christian School	\$1,284,916	\$189,228	\$263,262	\$9,065	\$1,746,471
Mountain View Lutheran School	\$61,105	\$0	\$1,750	\$0	\$62,855
Navajo Evangelical Lutheran Mission School	\$2,274,282	\$201,587	\$132,453	\$0	\$2,608,323
Navajo Trails	\$1,725	\$0	\$0	\$0	\$1,725
Nehemiah Ministries	\$2,484	\$0	\$0	\$0	\$2,484
Nellie P. Covert School	\$296,042	\$0	\$0	\$0	\$296,042
Neurologic Music Therapy Services of Arizona	\$180,243	\$37,780	\$500	\$43,804	\$262,327
New Covenant Lutheran Preschool & Kindergarten	\$290,794	\$53,201	\$0	\$1,521	\$345,517
New Hope Christian Academy	\$172,644	\$0	\$0	\$0	\$172,644
New Horizons Christian Academy	\$137,409	\$0	\$0	\$0	\$137,409
New Life Christian Academy	\$3,200	\$0	\$9,325	\$0	\$12,525
New Life Wesleyan Academy	\$3,240	\$0	\$0	\$0	\$3,240
New School for the Arts	\$563	\$0	\$0	\$0	\$563
New Vistas Center for Education	\$1,052,484	\$120,603	\$33,319	\$0	\$1,206,405
New Way Learning Academy	\$2,652,790	\$884,398	\$516,297	\$1,394,390	\$5,447,874
Noah's Ark Preschool & Kindergarten	\$164,522	\$16,738	\$0	\$0	\$181,260
Nogales Christian Academy	\$33,118	\$0	\$7,500	\$0	\$40,618
Noor Academy of Arizona	\$3,101,028	\$311,852	\$908,373	\$0	\$4,321,253
North Phoenix Baptist Kindergarten	\$162,909	\$32,953	\$0	\$0	\$195,862
North Phoenix Christian Montessori School	\$5,907	\$0	\$0	\$0	\$5,907
North Valley Christian Academy (Cross of Christ)	\$1,417,322	\$247,222	\$88,107	\$0	\$1,752,651
Northland Christian School	\$46,763	\$19,365	\$34,750	\$0	\$100,878
Northminster Christian School	\$456,814	\$67,196	\$72,116	\$7,071	\$603,197
Northwest Christian School	\$2,151,844	\$883,914	\$681,792	\$21,957	\$3,739,507
Northwest Christian School	\$18,995,907	\$1,421,124	\$958,440	\$110,176	\$21,485,647
Notre Dame Preparatory	\$7,216,843	\$1,282,293	\$1,408,536	\$2,250	\$9,909,922
Oak Creek Ranch School	\$14,912	\$1,533	\$0	\$0	\$16,445
Oasis Christian School	\$900	\$0	\$0	\$0	\$900

Table 13
Estimated Total Scholarships by Private School CY1998 - FY2016

Private School	Original Individual	Switcher Individual	Low-Income Corporate	Disabled/Displaced Corporate	Total Scholarships
Olga and Bob Strauss Center for Early Childhood Development	\$1,380	\$0	\$14,382	\$0	\$15,762
On-Track Academy	\$194,161	\$101,437	\$34,750	\$201,713	\$532,061
Opincar Study Center	\$1,425	\$0	\$0	\$0	\$1,425
Our Lady of Guadalupe	\$157,428	\$18,430	\$19,197	\$0	\$195,055
Our Lady of Joy School	\$281,754	\$0	\$14,273	\$0	\$296,027
Our Lady of Mt. Carmel School	\$4,920,921	\$466,425	\$520,146	\$950	\$5,908,442
Our Lady of Perpetual Help Catholic School	\$4,103,119	\$364,578	\$1,756,739	\$25,551	\$6,249,987
Our Lady of Perpetual Help Catholic School	\$5,514,126	\$498,583	\$316,534	\$1,914	\$6,331,157
Our Lady of Sorrows Academy	\$354,855	\$42,868	\$238,661	\$0	\$636,384
Our Lady of the Lake	\$221,985	\$42,268	\$9,442	\$0	\$273,695
Our Mother of Sorrows Catholic School	\$2,822,753	\$219,707	\$1,462,708	\$41,477	\$4,546,644
Our Savior's Lutheran School	\$95,069	\$10,766	\$2,550	\$0	\$108,385
Our Saviour Lutheran School	\$305,961	\$6,777	\$4,985	\$0	\$317,723
Outer Limits School	\$781	\$0	\$0	\$0	\$781
Page Christian School	\$98,337	\$10,984	\$17,697	\$0	\$127,018
Palm Valley Montessori	\$245,438	\$107,290	\$244,800	\$0	\$597,527
Palms Christian School	\$248,073	\$28,875	\$43,975	\$8,337	\$329,260
Palo Verde Christian School	\$363,368	\$0	\$3,640	\$0	\$367,008
Paradise for Tots Christian Kindergarten	\$69,112	\$6,167	\$2,500	\$0	\$77,779
Paradise Mountain Christian Academy	\$139,332	\$0	\$0	\$0	\$139,332
Paradise Valley Christian Preparatory	\$6,712,385	\$640,929	\$418,413	\$23,708	\$7,795,435
Pardes Jewish Day School	\$6,479,796	\$755,096	\$221,578	\$6,000	\$7,462,470
Parker Apostolic Christian School	\$15,551	\$0	\$8,326	\$0	\$23,877
Parkside Christian Learning Center	\$3,324	\$1,296	\$0	\$0	\$4,620
Parkway Children's School of Excellence	\$52,823	\$8,370	\$0	\$0	\$61,193
Patagonia Montessori	\$67,069	\$0	\$0	\$0	\$67,069
Pathways School	\$40,209	\$19,493	\$0	\$9,451	\$69,153
Pax Academy	\$14,830	\$0	\$7,000	\$0	\$21,830
Payson Community Christian School	\$1,376,774	\$142,315	\$250,720	\$0	\$1,769,808
Peace Lutheran Church School	\$63,095	\$0	\$0	\$0	\$63,095
Pentecostal of Phoenix Christian Academy	\$21,399	\$0	\$0	\$0	\$21,399
Peridot Lutheran Elementary	\$98,558	\$10,022	\$18,174	\$0	\$126,755
Phillips Christian School	\$26,921	\$0	\$0	\$0	\$26,921
Phoenix Christian Academy	\$70,257	\$0	\$121,935	\$0	\$192,192

Table 13
Estimated Total Scholarships by Private School CY1998 - FY2016

Private School	Original Individual	Switcher Individual	Low-Income Corporate	Disabled/Displaced Corporate	Total Scholarships
Phoenix Christian Preparatory Schools	\$8,721,381	\$487,284	\$3,433,651	\$102,087	\$12,744,403
Phoenix Christian School K-8	\$1,776,054	\$241,210	\$111,637	\$15,328	\$2,144,229
Phoenix Country Day School	\$4,280,473	\$1,011,571	\$3,920,158	\$0	\$9,212,202
Phoenix Hebrew Academy	\$7,648,059	\$903,870	\$282,697	\$500	\$8,835,126
Phoenix Preparatory High School for Boys	\$70,900	\$0	\$0	\$0	\$70,900
Phoenix Preparatory High School for Girls	\$88,850	\$0	\$0	\$0	\$88,850
Phoenix Rising Free School	\$8,079	\$0	\$0	\$0	\$8,079
Phoenix, Special Programs and Academies	\$4,669	\$0	\$0	\$0	\$4,669
Pieceful Solutions	\$86,751	\$21,812	\$28,900	\$480,573	\$618,036
Pilgrim Lutheran School	\$701,613	\$52,553	\$60	\$0	\$754,226
Pleasantview Christian Elementary	\$35,263	\$6,958	\$97,205	\$3,637	\$143,063
Potter's House	\$13,826	\$0	\$0	\$0	\$13,826
Precious Lamb Christian School	\$89,613	\$0	\$8,925	\$0	\$98,538
Prescott Adventist Christian School	\$217,023	\$8,793	\$7,000	\$0	\$232,816
Primavera School	\$1,210,786	\$152,218	\$67,585	\$0	\$1,430,589
Primrose School at Palm Valley	\$27,973	\$0	\$0	\$0	\$27,973
Primrose School of Fletcher Heights	\$4,770	\$0	\$0	\$0	\$4,770
Promiseland Christian Preschool	\$0	\$0	\$0	\$750	\$750
Providence Classical School	\$641,359	\$0	\$4,534	\$0	\$645,893
Quality Interactive Montessori	\$197,821	\$114,196	\$35,060	\$0	\$347,077
Queen of Peace Catholic School	\$2,077,101	\$187,143	\$651,904	\$6,125	\$2,922,274
Rainbow Academy	\$191,766	\$0	\$0	\$0	\$191,766
Rainbow Montessori	\$17,051	\$0	\$0	\$0	\$17,051
Rancho Solano Schools	\$3,428,888	\$324,296	\$17,590	\$3,982	\$3,774,756
Red Mountain Montessori Academy	\$36,121	\$8,585	\$0	\$1,000	\$45,706
Red Rock Christian School	\$83,621	\$0	\$0	\$0	\$83,621
Red Sands Christian School	\$19,833	\$20,603	\$143,431	\$0	\$183,867
Redeemer Christian Academy (Southern)	\$84,922	\$0	\$17,058	\$0	\$101,980
Redeemer Christian School (Stapley)	\$1,480,054	\$112,737	\$62,289	\$4,152	\$1,659,232
Redeemer Lutheran School	\$2,266,646	\$230,600	\$91,230	\$5,600	\$2,594,076
Resurrection Lutheran Child Development Center	\$815,009	\$65,661	\$6,772	\$0	\$887,442
Rise & Shine Exceptional Services	\$11,640	\$4,060	\$500	\$2,500	\$18,700
Risen Savior Lutheran School	\$1,706,220	\$89,101	\$3,650	\$0	\$1,798,971
Rising Sun Montessori	\$1,615	\$0	\$0	\$0	\$1,615

Table 13
Estimated Total Scholarships by Private School CY1998 - FY2016

Private School	Original Individual	Switcher Individual	Low-Income Corporate	Disabled/Displaced Corporate	Total Scholarships
River of Life Christian School	\$468,912	\$13,774	\$323,405	\$12,103	\$818,194
Rose Garden School	\$540	\$0	\$0	\$0	\$540
Running River School	\$19,545	\$0	\$1,250	\$0	\$20,795
S A R R C Community School	\$239,178	\$38,570	\$0	\$24,505	\$302,253
Sacred Heart Catholic School	\$722,864	\$137,723	\$585,380	\$0	\$1,445,967
Sacred Heart School	\$5,145,251	\$478,550	\$404,690	\$0	\$6,028,491
Safford Adventist Christian School	\$61,008	\$0	\$0	\$0	\$61,008
Safford Christian Academy	\$238,031	\$1,243	\$0	\$0	\$239,274
Saguaro Hills Adventist Christian School	\$389,672	\$9,364	\$121,597	\$10,724	\$531,357
Saguaro Hills Christian School	\$326,468	\$0	\$10,625	\$0	\$337,093
Sahuarita Christian Academy	\$313,479	\$0	\$384,878	\$0	\$698,357
Salpointe Catholic High School	\$16,638,538	\$1,920,188	\$5,834,448	\$69,631	\$24,462,805
San Francisco de Asis Catholic School	\$2,238,096	\$375,825	\$502,548	\$0	\$3,116,469
San Miguel High School	\$2,669,126	\$548,480	\$7,823,630	\$2,100	\$11,043,336
San Tan Christian Academy	\$49,958	\$0	\$9,400	\$0	\$59,358
San Xavier Mission School	\$3,539,627	\$333,245	\$1,069,568	\$14,319	\$4,956,759
Santa Cruz Catholic School	\$2,145,827	\$181,518	\$3,507,046	\$88,022	\$5,922,413
Satori	\$924,745	\$71,844	\$6,831	\$5	\$1,003,425
Scottsdale Christian Academy	\$14,318,732	\$1,886,057	\$2,774,830	\$2,350	\$18,981,968
Scottsdale Country Day School	\$44,572	\$2,115	\$9,600	\$0	\$56,287
Scottsdale United Methodist Co-Op	\$16,876	\$1,960	\$1,725	\$0	\$20,561
Sedona Christian School	\$86,615	\$0	\$0	\$0	\$86,615
Sedona Montessori	\$4,378	\$0	\$0	\$0	\$4,378
Seton Catholic High School	\$10,315,382	\$979,062	\$821,288	\$10,335	\$12,126,066
Shalom Montessori School	\$363,452	\$26,294	\$104,461	\$0	\$494,207
Shearim Torah High School	\$844,755	\$166,550	\$124,854	\$0	\$1,136,159
Sheila's Christian Academy "Minds in Motion"	\$64,237	\$15,064	\$0	\$0	\$79,302
Shepherd of the Desert Lutheran School	\$2,215,197	\$465,754	\$85,457	\$1,971	\$2,768,379
Shepherd's Christian Academy	\$6,388	\$0	\$0	\$0	\$6,388
Sherwood Village	\$25,802	\$0	\$0	\$0	\$25,802
Shiloh Christian School	\$359,760	\$0	\$2,821	\$0	\$362,581
Show Low Adventist Christian School	\$4,699	\$0	\$0	\$0	\$4,699
Sierra Academy of Scottsdale	\$58,163	\$12,428	\$0	\$5	\$70,596
Skyway Christian School	\$11,680	\$0	\$0	\$0	\$11,680

Table 13
Estimated Total Scholarships by Private School CY1998 - FY2016

Private School	Original Individual	Switcher Individual	Low-Income Corporate	Disabled/Displaced Corporate	Total Scholarships
Son Life Christian School	\$2,205	\$0	\$0	\$0	\$2,205
Sonoran International School	\$11,781	\$0	\$0	\$0	\$11,781
SonRise Christian School	\$79,037	\$0	\$0	\$0	\$79,037
Sonshine Christian School	\$74,502	\$7,565	\$2,550	\$0	\$84,617
Sonshine Preschool	\$0	\$0	\$0	\$2,271	\$2,271
Southwest Christian School	\$307,989	\$0	\$54,899	\$0	\$362,888
Southwest Indian School	\$230	\$0	\$0	\$15,248	\$15,478
Southwestern Christian School	\$2,439,815	\$201,918	\$296,666	\$8,073	\$2,946,472
Spectrum Private School	\$11,768	\$0	\$0	\$0	\$11,768
Spirit of Hope Montessori	\$161,512	\$7,354	\$0	\$0	\$168,866
Spondeo Montessori	\$9,385	\$4,084	\$0	\$0	\$13,469
Ss. Peter and Paul Catholic School	\$3,438,372	\$342,565	\$961,219	\$10,018	\$4,752,174
Ss. Simon and Jude School	\$6,150,379	\$575,829	\$1,852,372	\$64,474	\$8,643,054
St. Agnes Catholic School	\$3,567,183	\$262,122	\$1,411,381	\$0	\$5,240,685
St. Alban's Pre-School & Kindergarten	\$32,968	\$0	\$3,550	\$0	\$36,518
St. Ambrose School	\$2,470,230	\$266,435	\$3,093,169	\$40,482	\$5,870,317
St. Andrew's Kindergarten	\$720,415	\$110,682	\$19,724	\$1,113	\$851,934
St. Anne's Little Flower Montessori	\$769,870	\$0	\$33,010	\$0	\$802,880
St. Anthony Catholic School	\$1,616,413	\$284,961	\$628,275	\$0	\$2,529,649
St. Anthony of Padua Catholic School	\$1,985,427	\$245,342	\$934,029	\$15,300	\$3,180,099
St. Augustine Catholic High School	\$2,583,022	\$341,171	\$2,461,278	\$71,647	\$5,457,118
St. Catherine of Sienna Catholic School	\$3,512,354	\$233,424	\$1,372,983	\$7,779	\$5,126,539
St. Charles Apache School	\$3,306,153	\$351,791	\$391,393	\$0	\$4,049,337
St. Cyril Catholic School	\$3,765,639	\$447,077	\$774,154	\$14,467	\$5,001,337
St. Daniel the Prophet School	\$1,617,520	\$0	\$84,044	\$0	\$1,701,564
St. Dominic Savio Academy	\$176,534	\$16,183	\$0	\$97,030	\$289,747
St. Elizabeth Ann Seton Catholic School	\$3,642,725	\$374,554	\$945,129	\$14,213	\$4,976,620
St. Francis Kindergarten	\$2,740	\$0	\$0	\$0	\$2,740
St. Francis of Assisi School	\$1,554,022	\$208,045	\$1,074,078	\$14,126	\$2,850,271
St. Francis Xavier Elementary School	\$5,372,998	\$661,659	\$1,496,941	\$5,851	\$7,537,449
St. Gregory Catholic School	\$4,165,394	\$358,128	\$1,821,184	\$3,524	\$6,348,230
The Gregory School/St. Gregory College Preparatory	\$5,884,651	\$866,293	\$2,080,479	\$21,878	\$8,853,300
St. James Preschool & Kindergarten	\$52,997	\$0	\$0	\$0	\$52,997
St. Jerome K-8 School	\$2,692,277	\$301,948	\$1,249,642	\$299	\$4,244,166

Table 13
Estimated Total Scholarships by Private School CY1998 - FY2016

Private School	Original Individual	Switcher Individual	Low-Income Corporate	Disabled/Displaced Corporate	Total Scholarships
St. Joan of Arc Kindergarten	\$168,407	\$0	\$0	\$0	\$168,407
St. John Bosco Catholic School	\$4,831,293	\$569,613	\$438,014	\$1,883	\$5,840,802
St. John the Evangelist School	\$2,845,196	\$217,027	\$4,805,643	\$34,077	\$7,901,943
St. John Vianney Catholic School	\$4,617,235	\$374,685	\$1,413,737	\$58,352	\$6,464,009
St. Joseph Catholic School	\$2,202,960	\$202,317	\$1,122,687	\$32,278	\$3,560,242
St. Joseph's Catholic Montessori School	\$2,029,623	\$348,586	\$651,637	\$7,500	\$3,037,346
St. Louis the King Catholic School	\$3,553,432	\$277,984	\$2,290,940	\$20,670	\$6,143,026
St. Luke's Lutheran School	\$9,951	\$0	\$0	\$0	\$9,951
St. Luke's School	\$192,955	\$0	\$0	\$0	\$192,955
St. Maria Goretti School	\$886,044	\$83,374	\$34,656	\$5,500	\$1,009,574
St. Mark's Early Childhood Center	\$177,030	\$27,637	\$10,668	\$500	\$215,835
St. Mark's Preschool & Kindergarten	\$324,900	\$24,417	\$40,223	\$0	\$389,540
St. Mary Basha Catholic Elementary School	\$6,878,463	\$618,251	\$497,499	\$750	\$7,994,963
St. Mary's Catholic High School	\$1,208,808	\$0	\$2,008,963	\$0	\$3,217,771
St. Mary's High School	\$15,255,168	\$1,725,924	\$8,623,450	\$21,520	\$25,626,062
St. Matthew School	\$4,336,290	\$441,441	\$1,740,462	\$0	\$6,518,193
St. Maximilian Mary Kolbe School	\$587,634	\$10,206	\$44,688	\$0	\$642,528
St. Michael Indian School	\$2,846,826	\$301,471	\$407,890	\$0	\$3,556,187
St. Michael's Parish Day School	\$4,788,027	\$616,950	\$450,049	\$10,279	\$5,865,305
St. Odilia	\$187,405	\$0	\$0	\$0	\$187,405
St. Paul Lutheran School	\$39,087	\$0	\$0	\$0	\$39,087
St. Paul's Preparatory Academy	\$1,197,014	\$0	\$0	\$0	\$1,197,014
St. Peter Mission School	\$2,808,053	\$303,222	\$866,361	\$0	\$3,977,636
St. Peter's Montessori	\$373,209	\$87,711	\$8,015	\$0	\$468,935
St. John XXIII Catholic School	\$4,304,697	\$479,543	\$208,370	\$1,240	\$4,993,850
St. Theresa Elementary School	\$4,405,372	\$478,498	\$311,929	\$15	\$5,195,814
St. Thomas Aquinas School	\$4,227,688	\$513,767	\$245,062	\$0	\$4,986,517
St. Thomas Lutheran School	\$101,149	\$0	\$0	\$0	\$101,149
St. Thomas the Apostle Catholic Pre-School & Kindergarten	\$42,190	\$4,546	\$27,192	\$0	\$73,928
St. Thomas the Apostle Catholic School	\$4,848,331	\$486,309	\$276,780	\$1,735	\$5,613,155
St. Timothy Catholic Academy (Alma School)	\$2,885,701	\$101,398	\$206,139	\$0	\$3,193,238
St. Timothy Catholic School	\$597,539	\$298,770	\$35,337	\$0	\$931,646
St. Vincent de Paul School	\$4,334,674	\$287,265	\$1,381,242	\$11,125	\$6,014,306
Stone Creek Christian Kindergarten	\$1,598	\$0	\$0	\$0	\$1,598

Table 13
Estimated Total Scholarships by Private School CY1998 - FY2016

Private School	Original Individual	Switcher Individual	Low-Income Corporate	Disabled/Displaced Corporate	Total Scholarships
Summit School of Ahwatukee	\$2,994,232	\$575,091	\$31,062	\$6,000	\$3,606,385
Sun and Shield Christian Academy	\$364,324	\$1,174	\$39,833	\$2,250	\$407,581
Sun Valley Indian School	\$166,536	\$25,275	\$95,260	\$0	\$287,071
Sun Valley Learning Center (Bethany Learning Center)	\$596,505	\$22,154	\$59,477	\$0	\$678,136
Sunrise Montessori School	\$437,039	\$40,289	\$1,360	\$0	\$478,688
Suriya Montessori	\$563	\$0	\$0	\$0	\$563
Surrey Garden Christian School	\$3,718,332	\$0	\$60,985	\$0	\$3,779,317
Sylvan Learning Center	\$1,440	\$0	\$0	\$0	\$1,440
Tanque Verde Lutheran Preschool/Kindergarten	\$515,930	\$32,569	\$12,790	\$0	\$561,288
Tatum Ranchette Montessori	\$22,135	\$0	\$0	\$0	\$22,135
Tempe Adventist Christian School	\$154,464	\$0	\$0	\$0	\$154,464
Tempe Christian School	\$197,715	\$0	\$0	\$0	\$197,715
Tempe Montessori	\$618,458	\$55,214	\$64,160	\$800	\$738,632
Tesseract School	\$2,009,836	\$255,881	\$228,641	\$14,928	\$2,509,286
The Angel's Academy	\$4,357	\$0	\$76	\$0	\$4,433
The Beginning School	\$142,077	\$21,041	\$550	\$0	\$163,668
The Caepe School	\$195,541	\$36,485	\$152,125	\$3,821	\$387,972
The Family School	\$1,406,688	\$232,368	\$0	\$0	\$1,639,056
The French American School of Arizona	\$55,404	\$19,583	\$0	\$0	\$74,986
The Goddard School	\$31,988	\$15,707	\$0	\$0	\$47,694
The IDEA School	\$35,773	\$18,251	\$9,585	\$8,791	\$72,400
The Jones-Gordon School	\$121,356	\$107,480	\$18,250	\$121,743	\$368,830
The Learning Lab	\$26,336	\$4,315	\$2,200	\$7,700	\$40,551
The Learning Pad	\$47,991	\$16,775	\$17,290	\$2,221	\$84,277
The Orme School	\$1,593,518	\$146,239	\$10	\$4,184	\$1,743,951
The Scottsdale School	\$0	\$950	\$0	\$0	\$950
The Vine Preparatory Academy	\$6,130	\$6,670	\$35,400	\$0	\$48,200
The Weekday School	\$11,318	\$0	\$0	\$0	\$11,318
The Wiser Choice	\$3,897	\$0	\$3,365	\$0	\$7,262
Thunderbird Adventist Academy	\$2,476,861	\$102,442	\$68,104	\$3,982	\$2,651,388
Thunderbird Christian Elementary School	\$779,918	\$53,156	\$12,960	\$6,950	\$852,984
Torah Day School of Phoenix	\$1,182,927	\$1,336,690	\$1,501,971	\$22,385	\$4,043,973
Tree of Life Christian School	\$33,423	\$0	\$0	\$0	\$33,423
Tri-City Christian Academy	\$4,190,354	\$361,512	\$586,410	\$18,267	\$5,156,544

Table 13
Estimated Total Scholarships by Private School CY1998 - FY2016

Private School	Original Individual	Switcher Individual	Low-Income Corporate	Disabled/Displaced Corporate	Total Scholarships
Tri-City Jewish Community Center Day School	\$300,794	\$0	\$0	\$0	\$300,794
Trinity Christian School	\$1,172,924	\$0	\$115,068	\$0	\$1,287,992
Trinity Christian School (M)	\$235,798	\$32,809	\$87,072	\$0	\$355,680
Trinity Christian School (P)	\$1,969,740	\$435,624	\$548,215	\$5,392	\$2,958,970
Trinity Classical Academy	\$563	\$0	\$0	\$0	\$563
Trinity Classical and Christian Academy	\$151,899	\$0	\$0	\$0	\$151,899
Trinity Kindergarten	\$178,602	\$3,840	\$0	\$0	\$182,442
Trinity Lutheran School	\$3,328,344	\$296,326	\$122,370	\$3,628	\$3,750,668
Trinity United Methodist Kindergarten	\$220,691	\$21,654	\$71,225	\$2,271	\$315,842
Truly Free School	\$6,145	\$2,010	\$0	\$0	\$8,155
Truthful Beginnings	\$6,106	\$0	\$0	\$0	\$6,106
Tucson Baptist Academy	\$169,138	\$59,052	\$67,587	\$0	\$295,778
Tucson Community School	\$566,762	\$31,153	\$64,606	\$0	\$662,521
Tucson Hebrew Academy	\$6,527,928	\$952,289	\$1,182,139	\$500	\$8,662,857
Tucson Jewish Community Center	\$120,821	\$0	\$53,073	\$0	\$173,894
Tucson Waldorf School	\$1,244,572	\$276,541	\$865,125	\$32,772	\$2,419,011
Turning Point School	\$382,031	\$0	\$10,100	\$0	\$392,131
Tutor Time PreSchool & Kindergarten	\$3,500	\$0	\$3,500	\$0	\$7,000
Valley Baptist School	\$38,741	\$4,576	\$0	\$0	\$43,317
Valley Cathedral Christian School	\$334,046	\$0	\$0	\$0	\$334,046
Valley Child Care & Learning Center	\$6,638	\$0	\$0	\$0	\$6,638
Valley Christian High School	\$13,554,073	\$1,270,871	\$2,318,683	\$40,841	\$17,184,467
Valley Classical Christian Academy	\$1,006,816	\$0	\$17,592	\$0	\$1,024,408
Valley Lutheran High School	\$3,840,231	\$426,624	\$218,743	\$6,415	\$4,492,013
Valley of the Sun Jewish Community Center School	\$106,600	\$0	\$0	\$0	\$106,600
Verde Valley Adventist School	\$160,813	\$800	\$0	\$0	\$161,613
Verde Valley Christian School	\$2,038,886	\$293,991	\$319,664	\$42,711	\$2,695,252
Verde Valley School	\$607,356	\$16,680	\$29,000	\$0	\$653,036
Veritas Academy of Tucson	\$511,729	\$187,935	\$257,711	\$0	\$957,374
Veritas Christian Community School	\$2,034,095	\$331,538	\$221,670	\$0	\$2,587,303
Victorious Preschool & Kindergarten	\$45,880	\$1,423	\$6,105	\$0	\$53,408
Village Christian School	\$19,911	\$4,089	\$0	\$0	\$24,000
Ville de Marie Academy	\$1,549,934	\$237,153	\$115,015	\$2,900	\$1,905,001
Vision Christian Academy	\$221,876	\$23,944	\$42,727	\$0	\$288,547

Table 13
Estimated Total Scholarships by Private School CY1998 - FY2016

Private School	Original Individual	Switcher Individual	Low-Income Corporate	Disabled/Displaced Corporate	Total Scholarships
Wellspring Education Center	\$12,610	\$0	\$0	\$0	\$12,610
West Side Private School	\$16,101	\$0	\$0	\$0	\$16,101
West Valley Adventist School	\$35,403	\$0	\$0	\$0	\$35,403
West Valley Christian School	\$1,229,647	\$187,988	\$443,826	\$48,653	\$1,910,115
Western Hills Baptist School	\$9,100	\$0	\$0	\$0	\$9,100
Westminster Academy	\$4,984	\$0	\$0	\$0	\$4,984
White Mountain Christian School	\$3,426	\$0	\$0	\$0	\$3,426
White Mountain Montessori School	\$149,942	\$14,807	\$0	\$0	\$164,749
Wickenburg Christian Academy (Legacy High)	\$1,077,323	\$222,171	\$408,556	\$7,256	\$1,715,307
Wings on Words	\$82,290	\$18,014	\$5,815	\$24,639	\$130,758
Woodbridge Private School	\$18,252	\$6,305	\$0	\$0	\$24,557
Word International Christian School	\$15,824	\$2,090	\$6,829	\$0	\$24,743
Word of Grace School for Young Children	\$18,503	\$0	\$0	\$0	\$18,503
Word of Life Christian School	\$40,829	\$3,165	\$0	\$0	\$43,994
Xavier College Preparatory	\$13,975,106	\$1,940,343	\$3,108,406	\$17,211	\$19,041,066
Yeshiva High School	\$355,834	\$1,025	\$50,160	\$0	\$407,019
Yeshiva High School of Arizona	\$301,785	\$119,341	\$62,246	\$0	\$483,372
Young Disciples Christian Academy	\$14,509	\$5,225	\$9,500	\$0	\$29,234
Yuma Adventist School	\$210,951	\$19,301	\$27,989	\$0	\$258,241
Yuma Catholic High School	\$4,626,500	\$473,289	\$5,226,277	\$17,836	\$10,343,902
Yuma Lutheran School	\$3,362,168	\$488,565	\$745,892	\$66,844	\$4,663,470
TOTALS	\$657,500,700	\$75,026,601	\$160,080,736	\$12,311,419	\$904,919,456